

LEETCODE SOLUTIONS

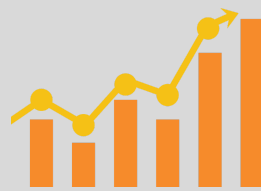


Table of Contents

Introduction	1.1
Linked List	1.2
Linked List Cycle	1.2.1
Reverse Linked List	1.2.2
Delete Node in a Linked List	1.2.3
Merge Two Sorted Lists	1.2.4
Intersection of Two Linked Lists	1.2.5
Linked List Cycle II	1.2.6
Palindrome Linked List	1.2.7
Remove Linked List Elements	1.2.8
Remove Duplicates from Sorted Linked List	1.2.9
Remove Duplicates from Sorted Linked List II	1.2.10
Swap Nodes in Pairs	1.2.11
Remove Nth node from End of List	1.2.12
Trees	1.3
Preorder Traversal	1.3.1
BST Iterator	1.3.2
Inorder Traversal	1.3.3
Symmetric Tree	1.3.4
Balanced Binary Tree	1.3.5
Closest BST Value	1.3.6
Postorder Traversal	1.3.7
Maximum Depth of Binary Tree	1.3.8
Invert Binary Tree	1.3.9
Same Tree	1.3.10
Lowest Common Ancestor of a Binary Search Tree	1.3.11
Lowest Common Ancestor in a Binary Tree	1.3.12

Unique Binary Search Trees	1.3.13
Unique Binary Search Trees II	1.3.14
Path Sum	1.3.15
Binary Tree Maximum Path Sum	1.3.16
Binary Tree Level Order Traversal	1.3.17
Validate Binary Search Tree	1.3.18
Minimum Depth of Binary Tree	1.3.19
Convert Sorted Array to Binary Search Tree	1.3.20
Flatten Binary Tree to Linked List	1.3.21
Construct Binary Tree from Inorder and Preorder Traversal	1.3.22
Binary Tree Paths	1.3.23
Recover Binary Search Tree	1.3.24
Path Sum II	1.3.25
Binary Level Order Traversal II	1.3.26
Kth Smallest Element in a BST	1.3.27
Construct Binary Tree from Inorder and Postorder Traversal	1.3.28
Binary Tree Right Side View	1.3.29
Sum Root to Leaf Numbers	1.3.30
Binary Tree Zigzag Level Order Traversal	1.3.31
House Robber III	1.3.32
Inorder Successor in BST	1.3.33
Binary Tree Longest Consecutive Sequence	1.3.34
Verify Preorder Sequence in Binary Search Tree	1.3.35
Binary Tree Upside Down	1.3.36
Count Univalued Subtrees	1.3.37
Serialize and Deserialize Binary Tree	1.3.38
Graphs	1.4
Number of Connected Components in an Undirected Graph	1.4.1
Course Schedule	1.4.2
Graph Valid Tree	1.4.3

Course Schedule 2	1.4.4
Number of Islands	1.4.5
Heaps	1.5
Merge K Sorted Linked Lists	1.5.1
Kth Largest Element in an Array	1.5.2
Arrays	1.6
2 Sum II	1.6.1
2 Sum III	1.6.2
Contains Duplicate	1.6.3
Rotate Array	1.6.4
3 Sum Smaller	1.6.5
3 Sum Closest	1.6.6
3 Sum	1.6.7
Two Sum	1.6.8
Plus One	1.6.9
Best Time to Buy and Sell Stock	1.6.10
Shortest Word Distance	1.6.11
Move Zeroes	1.6.12
Contains Duplicate II	1.6.13
Majority Element	1.6.14
Remove Duplicates from Sorted Array	1.6.15
Nested List Weight Sum	1.6.16
Nested List Weighted Sum II	1.6.17
Remove Element	1.6.18
Intersection of Two Arrays II	1.6.19
Merge Sorted Arrays	1.6.20
Reverse Vowels of a String	1.6.21
Intersection of Two Arrays	1.6.22
Container With Most Water	1.6.23
Product of Array Except Self	1.6.24

Trapping Rain Water	1.6.25
Maximum Subarray	1.6.26
Best Time to Buy and Sell Stock II	1.6.27
Find Minimum in Rotated Sorted Array	1.6.28
Pascal's Triangle	1.6.29
Pascal's Triangle II	1.6.30
Summary Ranges	1.6.31
Missing Number	1.6.32
Strings	1.7
Valid Anagram	1.7.1
Valid Palindrome	1.7.2
Word Pattern	1.7.3
Valid Parentheses	1.7.4
Isomorphic Strings	1.7.5
Reverse String	1.7.6
Bit Manipulation	1.8
Sum of Two Integers	1.8.1
Single Number	1.8.2
Single Number II	1.8.3
Single Number III	1.8.4
Maths	1.9
Reverse Integer	1.9.1
Palindrome Number	1.9.2
Pow(x,n)	1.9.3
Subsets	1.9.4
Subsets II	1.9.5
Fraction to Recurring Decimal	1.9.6
Excel Sheet Column Number	1.9.7
Excel Sheet Column Title	1.9.8
Factorial Trailing Zeros	1.9.9

Happy Number	1.9.10
Count Primes	1.9.11
Plus One	1.9.12
Divide Two Integers	1.9.13
Multiply Strings	1.9.14
Max Points on a Line	1.9.15
Product of Array Except Self	1.9.16
Power of Three	1.9.17
Integer Break	1.9.18
Power of Four	1.9.19
Add Digits	1.9.20
Ugly Number	1.9.21
Ugly Number II	1.9.22
Super Ugly Number	1.9.23
Find K Pairs with Smallest Sums	1.9.24
Self Crossing	1.9.25
Paint Fence	1.9.26
Bulb Switcher	1.9.27
Nim Game	1.9.28
Matrix	1.10
Rotate Image	1.10.1
Set Matrix Zeroes	1.10.2
Search a 2D Matrix	1.10.3
Search a 2D Matrix II	1.10.4
Spiral Matrix	1.10.5
Spiral Matrix II	1.10.6
Design	1.11
LRU Cache	1.11.1

My Leetcode Solutions in Python

This book will contain my solutions in Python to the leetcode problems. Currently, I will just try to post the accepted solutions. The plan is to eventually include detailed explanations of each and every solution. I am doing this just for fun.

Linked List Cycle

Given a linked list, determine if it has a cycle in it.

Follow up: Can you solve it without using extra space?

URL: <https://leetcode.com/problems/linked-list-cycle/>

```
# Definition for singly-linked list.
# class ListNode(object):
#     def __init__(self, x):
#         self.val = x
#         self.next = None

class Solution(object):
    def hasCycle(self, head):
        """
        :type head: ListNode
        :rtype: bool
        """
        if head == None:
            return False
        else:
            fast = head
            slow = head

            while fast != None and fast.next != None:
                slow = slow.next
                fast = fast.next.next
                if fast == slow:
                    break

            if fast == None or fast.next == None:
                return False
            elif fast == slow:
                return True

            return False
```


Reverse Linked List

Reverse a singly linked list.

URL: <https://leetcode.com/problems/reverse-linked-list/>

```
# Definition for singly-linked list.
# class ListNode(object):
#     def __init__(self, x):
#         self.val = x
#         self.next = None

class Solution(object):
    def reverseList(self, head):
        """
        :type head: ListNode
        :rtype: ListNode
        """
        if head == None:
            return None
        elif head != None and head.next == None:
            return head
        else:
            temp = None
            next_node = None
            while head != None:
                next_node = head.next
                head.next = temp
                temp = head
                head = next_node

            return temp
```

Delete Node in a Linked List

Write a function to delete a node (except the tail) in a singly linked list, given only access to that node.

Supposed the linked list is 1 -> 2 -> 3 -> 4 and you are given the third node with value 3, the linked list should become 1 -> 2 -> 4 after calling your function.

URL: <https://leetcode.com/problems/delete-node-in-a-linked-list/>

```
# Definition for singly-linked list.
# class ListNode(object):
#     def __init__(self, x):
#         self.val = x
#         self.next = None

class Solution(object):
    def deleteNode(self, node):
        """
        :type node: ListNode
        :rtype: void Do not return anything, modify node in-place instead.
        """
        if node == None:
            pass
        else:
            next_node = node.next
            node.val = next_node.val
            node.next = next_node.next
```

Merge Two Sorted Lists

Merge two sorted linked lists and return it as a new list. The new list should be made by splicing together the nodes of the first two lists.

URL: <https://leetcode.com/problems/merge-two-sorted-lists/>

```
# Definition for singly-linked list.
# class ListNode(object):
#     def __init__(self, x):
#         self.val = x
#         self.next = None

class Solution(object):
    def mergeTwoLists(self, l1, l2):
        """
        :type l1: ListNode
        :type l2: ListNode
        :rtype: ListNode
        """
        if l1 == None and l2 == None:
            return None
        elif l1 != None and l2 == None:
            return l1
        elif l2 != None and l1 == None:
            return l2
        else:
            dummy = ListNode(0)
            p = dummy

            while l1 != None and l2 != None:
                if l1.val < l2.val:
                    p.next = l1
                    l1 = l1.next
                else:
                    p.next = l2
                    l2 = l2.next
                p = p.next

            if l1 != None:
                p.next = l1

            if l2 != None:
                p.next = l2

            return dummy.next
```


Intersection of Two Linked Lists

Write a program to find the node at which the intersection of two singly linked lists begins.

For example, the following two linked lists:

A: $a_1 \rightarrow a_2 \searrow c_1 \rightarrow c_2 \rightarrow c_3 \nearrow$

B: $b_1 \rightarrow b_2 \rightarrow b_3$ begin to intersect at node c_1 .

Notes:

If the two linked lists have no intersection at all, return null. The linked lists must retain their original structure after the function returns. You may assume there are no cycles anywhere in the entire linked structure. Your code should preferably run in $O(n)$ time and use only $O(1)$ memory.

URL: <https://leetcode.com/problems/intersection-of-two-linked-lists/>

```
# Definition for singly-linked list.
# class ListNode(object):
#     def __init__(self, x):
#         self.val = x
#         self.next = None

class Solution(object):
    def getIntersectionNode(self, headA, headB):
        """
        :type head1, head1: ListNode
        :rtype: ListNode
        """
        if headA == None and headB == None:
            return None
        elif headA == None and headB != None:
            return None
        elif headA != None and headB == None:
            return None
        else:
            len_a = 0
```

```
len_b = 0

current = headA
while current != None:
    current = current.next
    len_a += 1

current = headB
while current != None:
    current = current.next
    len_b += 1

diff = 0
current = None
if len_a > len_b:
    diff = len_a - len_b
    currentA = headA
    currentB = headB
else:
    diff = len_b - len_a
    currentA = headB
    currentB = headA

count = 0
while count < diff:
    currentA = currentA.next
    count += 1

while currentA != None and currentB != None:
    if currentA == currentB:
        return currentA
    else:
        currentA = currentA.next
        currentB = currentB.next
```


Linked List Cycle II

Given a linked list, return the node where the cycle begins. If there is no cycle, return null.

Note: Do not modify the linked list.

Follow up: Can you solve it without using extra space?

URL: <https://leetcode.com/problems/linked-list-cycle-ii/>

```
# Definition for singly-linked list.
# class ListNode(object):
#     def __init__(self, x):
#         self.val = x
#         self.next = None

class Solution(object):
    def detectCycle(self, head):
        """
        :type head: ListNode
        :rtype: ListNode
        """
        if head == None:
            return head
        else:
            fast = head
            slow = head

            has_cycle = False
            while fast != None and fast.next != None:
                slow = slow.next
                fast = fast.next.next
                if fast == slow:
                    has_cycle = True
                    break

            if has_cycle == False:
                return None

            slow = head
            while fast != slow:
                fast = fast.next
                slow = slow.next

            return slow
```

Palindrome Linked List

Given a singly linked list, determine if it is a palindrome.

Follow up: Could you do it in $O(n)$ time and $O(1)$ space?

URL: <https://leetcode.com/problems/palindrome-linked-list/>

```

# Definition for singly-linked list.
# class ListNode(object):
#     def __init__(self, x):
#         self.val = x
#         self.next = None

class Solution(object):
    def isPalindrome(self, head):
        """
        :type head: ListNode
        :rtype: bool
        """
        if head == None:
            return True
        elif head != None and head.next == None:
            return True
        else:
            fast = head
            slow = head
            stack = []
            while fast != None and fast.next != None:
                stack.append(slow.val)
                slow = slow.next
                fast = fast.next.next

            #madam
            if fast != None:
                slow = slow.next

            while slow != None:
                if slow.val != stack.pop():
                    return False
                else:
                    slow = slow.next

            return True

```


Remove Linked List Elements

Remove all elements from a linked list of integers that have value val.

Example Given: 1 --> 2 --> 6 --> 3 --> 4 --> 5 --> 6, val = 6 Return: 1 --> 2 --> 3 --> 4 --> 5

URL: <https://leetcode.com/problems/remove-linked-list-elements/>

```
# Definition for singly-linked list.
# class ListNode(object):
#     def __init__(self, x):
#         self.val = x
#         self.next = None

class Solution(object):
    def removeElements(self, head, val):
        """
        :type head: ListNode
        :type val: int
        :rtype: ListNode
        """
        if head == None:
            return head
        elif head != None and head.next == None:
            if head.val == val:
                return None
            else:
                return head
        else:
            dummy = ListNode(0)
            dummy.next = head
            prev = dummy

            while head != None:
                if head.val == val:
                    prev.next = head.next
                    head = prev
                prev = head
                head = head.next

            return dummy.next
```

Remove Duplicates from Sorted Linked List

Given a sorted linked list, delete all duplicates such that each element appear only once.

For example, Given 1->1->2, return 1->2. Given 1->1->2->3->3, return 1->2->3.

URL: <https://leetcode.com/problems/remove-duplicates-from-sorted-list/>


```
# Definition for singly-linked list.
# class ListNode(object):
#     def __init__(self, x):
#         self.val = x
#         self.next = None

class Solution(object):
    def deleteDuplicates(self, head):
        """
        :type head: ListNode
        :rtype: ListNode
        """
        if head == None:
            return head
        elif head != None and head.next == None:
            return head
        else:
            lookup = {}
            current = head
            prev = head
            while current != None:
                if current.val in lookup:
                    prev.next = prev.next.next
                else:
                    lookup[current.val] = True
                    prev = current
                current = current.next

            return head
```

Remove Duplicates from Sorted Linked List II

Given a sorted linked list, delete all nodes that have duplicate numbers, leaving only distinct numbers from the original list.

For example, Given 1->2->3->3->4->4->5, return 1->2->5. Given 1->1->1->2->3, return 2->3.

URL: <https://leetcode.com/problems/remove-duplicates-from-sorted-list-ii/>

```
# Definition for singly-linked list
# class ListNode(object):
#     def __init__(self, x):
#         self.val = x
#         self.next = None

class Solution(object):
    def deleteDuplicates(self, head):
        """
        :type head: ListNode
        :rtype: ListNode
        """
        if head == None:
            return head
        else:
            dup_dict = {}
            current = head
            while current != None:
                if current.val in dup_dict:
                    dup_dict[current.val] += 1
                else:
                    dup_dict[current.val] = 1
                current = current.next

            list_values = []
            current = head
            while current != None:
```

```
        if dup_dict[current.val] > 1:
            pass
        else:
            list_values.append(current.val)
            current = current.next
    if list_values == []:
        return None
    else:
        node1 = ListNode(list_values[0])
        head = node1
        for entries in list_values[1:]:
            new_node = ListNode(entries)
            node1.next = new_node
            node1 = new_node

    return head
```

Swap Nodes in Pairs

Remove Nth node from End of List

Given a linked list, remove the nth node from the end of list and return its head.

For example,

Given linked list: 1->2->3->4->5, and n = 2.

After removing the second node from the end, the linked list becomes 1->2->3->5.

Note: Given n will always be valid. Try to do this in one pass.

URL: <https://leetcode.com/problems/remove-nth-node-from-end-of-list/>

```
# Definition for singly-linked list.
# class ListNode(object):
#     def __init__(self, x):
#         self.val = x
#         self.next = None

class Solution(object):
    def removeNthFromEnd(self, head, n):
        """
        :type head: ListNode
        :type n: int
        :rtype: ListNode
        """
        if head == None:
            return head
        else:
            dummy = ListNode(0)
            dummy.next = head
            fast = dummy
            slow = dummy
            for i in range(n):
                fast = fast.next

            while fast.next != None:
                fast = fast.next
                slow = slow.next

            slow.next = slow.next.next

            return dummy.next
```

Serialization is the process of converting a data structure or object into a sequence of bits so that it can be stored in a file or memory buffer, or transmitted across a network connection link to be reconstructed later in the same or another computer environment.

Design an algorithm to serialize and deserialize a binary tree. There is no restriction on how your serialization/deserialization algorithm should work. You just need to ensure that a binary tree can be serialized to a string and this string can be deserialized to the original tree structure.

For example, you may serialize the following tree

```
1
 / \
2   3
  / \
 4   5
```

as

```
"[1,2,3,null,null,4,5]"
```

, just the same as

[how LeetCode OJ serializes a binary tree](#)

. You do not necessarily need to follow this format, so please be creative and come up with different approaches yourself.

Note: Do not use class member/global/static variables to store states. Your serialize and deserialize algorithms should be stateless.

URL: <https://leetcode.com/problems/serialize-and-deserialize-binary-tree/>

```
# Definition for a binary tree node.
# class TreeNode(object):
#     def __init__(self, x):
#         self.val = x
#         self.left = None
#         self.right = None
```

```
class Codec:
    def __init__(self):
        self.serialized_array = []
        self.index = 0

    def serialize(self, root):
        """Encodes a tree to a single string.

        :type root: TreeNode
        :rtype: str
        """
        self.serialization_help(root)
        return self.serialized_array

    def serialization_help(self, root):
        if root == None:
            self.serialized_array.append(None)
            return
        self.serialized_array.append(root.val)
        self.serialize(root.left)
        self.serialize(root.right)

    def deserialize(self, data):
        """Decodes your encoded data to tree.

        :type data: str
        :rtype: TreeNode
        """
        if self.index == len(data) or data[self.index] == None:
            self.index += 1
            return None

        root = TreeNode(data[self.index])
        self.index += 1
        root.left = self.deserialize(data)
        root.right = self.deserialize(data)
        return root
```



```
# Your Codec object will be instantiated and called as such:  
# codec = Codec()  
# codec.deserialize(codec.serialize(root))
```

Preorder Traversal

Given a binary tree, return the preorder traversal of its nodes' values.

For example: Given binary tree {1,#,2,3}, 1 \ 2 / 3 return [1,2,3].

Note: Recursive solution is trivial, could you do it iteratively?

URL: <https://leetcode.com/problems/binary-tree-preorder-traversal/>

```
# Definition for a binary tree node.
# class TreeNode:
#     def __init__(self, x):
#         self.val = x
#         self.left = None
#         self.right = None

class Solution:
    # @param {TreeNode} root
    # @return {integer[]}
    def preorderTraversal(self, root):
        if root == None:
            return []
        else:
            preorderList = []
            stack = []
            stack.append(root)
            while(stack != []):
                node = stack.pop()
                preorderList.append(node.val)
                if node.right:
                    stack.append(node.right)
                if node.left:
                    stack.append(node.left)
            return preorderList
```


BST Iterator

Implement an iterator over a binary search tree (BST). Your iterator will be initialized with the root node of a BST.

Calling `next()` will return the next smallest number in the BST.

Note: `next()` and `hasNext()` should run in average $O(1)$ time and uses $O(h)$ memory, where h is the height of the tree.

URL: <https://leetcode.com/problems/binary-search-tree-iterator/>

```
# Definition for a binary tree node
# class TreeNode:
#     def __init__(self, x):
#         self.val = x
#         self.left = None
#         self.right = None

class BSTIterator:
    # @param root, a binary search tree's root node
    def __init__(self, root):
        self.stack = []
        node = root
        while node != None:
            self.stack.append(node)
            node = node.left

    # @return a boolean, whether we have a next smallest number
    def hasNext(self):
        return len(self.stack) != 0

    # @return an integer, the next smallest number
    def next(self):
        nextNode = self.stack.pop()
        currentNode = nextNode.right
        while currentNode != None:
            self.stack.append(currentNode)
            currentNode = currentNode.left
        return nextNode.val

# Your BSTIterator will be called like this:
# i, v = BSTIterator(root), []
# while i.hasNext(): v.append(i.next())
```

Inorder Traversal

Given a binary tree, return the inorder traversal of its nodes' values.

For example: Given binary tree [1,null,2,3], 1 \ 2 / 3 return [1,3,2].

Note: Recursive solution is trivial, could you do it iteratively?

URL: <https://leetcode.com/problems/binary-tree-inorder-traversal/>

```
# Definition for a binary tree node.
# class TreeNode:
#     def __init__(self, x):
#         self.val = x
#         self.left = None
#         self.right = None

class Solution:
    # @param {TreeNode} root
    # @return {integer[]}
    def inorderTraversal(self, root):
        if root == None:
            return []
        else:
            result = []
            stack = []
            node = root
            while stack or node:
                if node:
                    stack.append(node)
                    node = node.left
                else:
                    node = stack.pop()
                    result.append(node.val)
                    node = node.right
            return result
```


Symmetric Tree

Given a binary tree, check whether it is a mirror of itself (ie, symmetric around its center).

Note: Bonus points if you could solve it both recursively and iteratively.

URL: <https://leetcode.com/problems/symmetric-tree/>

```
# Definition for a binary tree node.
# class TreeNode(object):
#     def __init__(self, x):
#         self.val = x
#         self.left = None
#         self.right = None

class Solution(object):
    def isSymmetric(self, root):
        """
        :type root: TreeNode
        :rtype: bool
        """
        if root == None:
            return True
        else:
            return self.isMirror(root.left, root.right)

    def isMirror(self, root1, root2):
        if root1 == None and root2 == None:
            return True
        elif root1 == None or root2 == None:
            return False
        else:
            if root1.val == root2.val:
                return self.isMirror(root1.left, root2.right) and self.isMirror(root1.right, root2.left)
            else:
                return False
```


Balanced Binary Tree

Given a binary tree, determine if it is height-balanced.

For this problem, a height-balanced binary tree is defined as a binary tree in which the depth of the two subtrees of every node never differ by more than 1.

URL: <https://leetcode.com/problems/balanced-binary-tree/>

```
# Definition for a binary tree node.
# class TreeNode:
#     def __init__(self, x):
#         self.val = x
#         self.left = None
#         self.right = None

class Solution:
    # @param {TreeNode} root
    # @return {boolean}

    def getHeight(self, root):
        if root == None:
            return 0

        leftHeight = self.getHeight(root.left)
        if leftHeight == -1:
            return -1

        rightHeight = self.getHeight(root.right)
        if rightHeight == -1:
            return -1

        heightDiff = abs(leftHeight - rightHeight)
        if heightDiff > 1:
            return -1
        else:
            return max(leftHeight, rightHeight)+1

    def isBalanced(self, root):
        if self.getHeight(root) == -1:
            return False
        else:
            return True
```

Closest Binary Search Tree Value

Given a non-empty binary search tree and a target value, find the value in the BST that is closest to the target.

Note: Given target value is a floating point. You are guaranteed to have only one unique value in the BST that is closest to the target.

URL: <https://leetcode.com/problems/closest-binary-search-tree-value/>

```
# Definition for a binary tree node.
# class TreeNode(object):
#     def __init__(self, x):
#         self.val = x
#         self.left = None
#         self.right = None

class Solution(object):
    def closestValue(self, root, target):
        """
        :type root: TreeNode
        :type target: float
        :rtype: int
        """
        min_dif = float("inf")
        closestVal = None

        if root == None:
            return None
        else:
            while root:
                root_val = root.val
                val_dif = abs(root_val - target)
                if val_dif < min_dif:
                    min_dif = val_dif
                    closestVal = root_val
                if target < root_val:
                    if root.left != None:
                        root = root.left
                    else:
                        root = None
                else:
                    if root.right != None:
                        root = root.right
                    else:
                        root = None
            return closestVal
```


Postorder Traversal

Given a binary tree, return the postorder traversal of its nodes' values.

For example: Given binary tree {1,#,2,3}, 1 \ 2 / 3 return [3,2,1].

Note: Recursive solution is trivial, could you do it iteratively?

URL: <https://leetcode.com/problems/binary-tree-postorder-traversal/>

```
# Definition for a binary tree node.
# class TreeNode(object):
#     def __init__(self, x):
#         self.val = x
#         self.left = None
#         self.right = None

class Solution(object):
    def postorderTraversal(self, root):
        """
        :type root: TreeNode
        :rtype: List[int]
        """
        if root == None:
            return []
        else:
            stack = []
            out_stack = []
            stack.append(root)

            while stack != []:
                current = stack.pop()
                out_stack.append(current.val)
                if current.left != None:
                    stack.append(current.left)
                if current.right != None:
                    stack.append(current.right)

            return out_stack[::-1]
```


Maximum Depth of Binary Tree

Given a binary tree, find its maximum depth.

The maximum depth is the number of nodes along the longest path from the root node down to the farthest leaf node.

URL: <https://leetcode.com/problems/maximum-depth-of-binary-tree/>

```
# Definition for a binary tree node.
# class TreeNode(object):
#     def __init__(self, x):
#         self.val = x
#         self.left = None
#         self.right = None

class Solution(object):
    def maxDepth(self, root):
        """
        :type root: TreeNode
        :rtype: int
        """
        if root == None:
            return 0
        else:
            return max(self.maxDepth(root.left), self.maxDepth(
root.right)) + 1
```

Invert Binary Tree

Invert a binary tree.

4

/\ 2 7 /\ /\ 1 3 6 9 to 4 /\ 7 2 /\ /\ 9 6 3 1 Trivia: This problem was inspired by this original tweet by Max Howell: Google: 90% of our engineers use the software you wrote (Homebrew), but you can't invert a binary tree on a whiteboard so fuck off.

URL: <https://leetcode.com/problems/invert-binary-tree/>

```
# Definition for a binary tree node.
# class TreeNode(object):
#     def __init__(self, x):
#         self.val = x
#         self.left = None
#         self.right = None

class Solution(object):
    def invertTree(self, root):
        """
        :type root: TreeNode
        :rtype: TreeNode
        """
        if root == None:
            return None
        else:
            stack = []
            stack.append(root)
            while stack != []:
                curr_node = stack.pop()
                if curr_node.left != None or curr_node.right !=
None:
                    temp = curr_node.left
                    curr_node.left = curr_node.right
                    curr_node.right = temp
                if curr_node.right != None:
                    stack.append(curr_node.right)
                if curr_node.left != None:
                    stack.append(curr_node.left)
            return root
```

Same Tree

Given two binary trees, write a function to check if they are equal or not.

Two binary trees are considered equal if they are structurally identical and the nodes have the same value.

URL: <https://leetcode.com/problems/same-tree/>

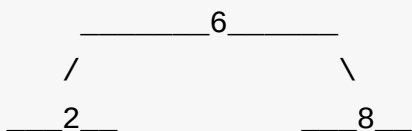
```
# Definition for a binary tree node.
# class TreeNode:
#     def __init__(self, x):
#         self.val = x
#         self.left = None
#         self.right = None

class Solution:
    # @param {TreeNode} p
    # @param {TreeNode} q
    # @return {boolean}
    def isSameTree(self, p, q):
        if p == None and q == None:
            return True
        else:
            if p == None or q == None:
                return False
            else:
                if p.val == q.val:
                    return self.isSameTree(p.left, q.left) and self.isSameTree(p.right, q.right)
                else:
                    return False
```

Lowest Common Ancestor of a Binary Search Tree

Given a binary search tree (BST), find the lowest common ancestor (LCA) of two given nodes in the BST.

According to the definition of LCA on Wikipedia: “The lowest common ancestor is defined between two nodes v and w as the lowest node in T that has both v and w as descendants (where we allow a node to be a descendant of itself).”



For example, the lowest common ancestor (LCA) of nodes 2 and 8 is 6. Another example is LCA of nodes 2 and 4 is 2, since a node can be a descendant of itself according to the LCA definition.

URL: <https://leetcode.com/problems/lowest-common-ancestor-of-a-binary-search-tree/>

```

# Definition for a binary tree node.
# class TreeNode(object):
#     def __init__(self, x):
#         self.val = x
#         self.left = None
#         self.right = None

class Solution(object):

    def __init__(self):
        self.inorder_list = []
        self.postorder_list = []

    def lowestCommonAncestor(self, root, p, q):
        """

```

```
:type root: TreeNode
:type p: TreeNode
:type q: TreeNode
:rtype: TreeNode
"""
if root == None:
    return None
else:
    self.inorder_traversal(root)
    self.postorder_traversal(root)
    #get the positions of node1 and node2 in the inorder
traversal of the tree
    index_node1 = self.inorder_list.index(p.val)
    index_node2 = self.inorder_list.index(q.val)

    if index_node1 < index_node2:
        between_elems = self.inorder_list[index_node1 :
index_node2 + 1]
    else:
        between_elems = self.inorder_list[index_node2 :
index_node1 + 1]

    lca_elem = self.find_elem_max_index(between_elems)

    return lca_elem

def find_elem_max_index(self, between_elems):
    max_index = -1
    elem = None
    for entries in between_elems:
        elem_index = self.postorder_list.index(entries)
        if elem_index > max_index:
            max_index = elem_index
            elem = entries
    return elem

def inorder_traversal(self, node):
    if node:
        self.inorder_traversal(node.left)
```

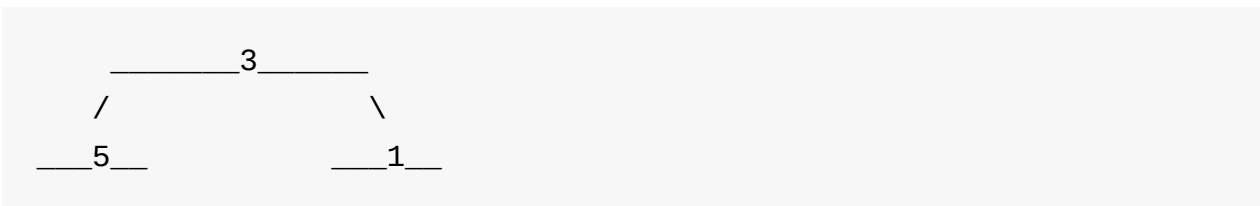
```
        self.inorder_list.append(node.val)
        self.inorder_traversal(node.right)

def postorder_traversal(self, node):
    if node:
        self.postorder_traversal(node.left)
        self.postorder_traversal(node.right)
        self.postorder_list.append(node.val)
```

Lowest Common Ancestor in a Binary Tree

Given a binary tree, find the lowest common ancestor (LCA) of two given nodes in the tree.

According to the definition of LCA on Wikipedia: “The lowest common ancestor is defined between two nodes v and w as the lowest node in T that has both v and w as descendants (where we allow a node to be a descendant of itself).”



For example, the lowest common ancestor (LCA) of nodes 5 and 1 is 3. Another example is LCA of nodes 5 and 4 is 5, since a node can be a descendant of itself according to the LCA definition.

URL: <https://leetcode.com/problems/lowest-common-ancestor-of-a-binary-tree/>


```
# Definition for a binary tree node.
# class TreeNode(object):
#     def __init__(self, x):
#         self.val = x
#         self.left = None
#         self.right = None

class Solution(object):

    def lowestCommonAncestor(self, root, p, q):
        """
        :type root: TreeNode
        :type p: TreeNode
        :type q: TreeNode
        :rtype: TreeNode
        """
        if root == None:
            return None

        if root == p or root == q:
            return root

        left = self.lowestCommonAncestor(root.left, p, q)
        right = self.lowestCommonAncestor(root.right, p, q)

        if left != None and right != None:
            return root

        if left == None:
            return right
        else:
            return left
```



```
class Solution(object):

    def numTrees(self, n):
        """
        :type n: int
        :rtype: int
        """
        solutions = [-1]*(n)
        return self.numUniqueBST(n, solutions)

    def numUniqueBST(self, n, solutions):

        if n < 0:
            return 0

        if n == 0 or n == 1:
            return 1

        possibilities = 0

        for i in range(0, n):
            if solutions[i] == -1:
                solutions[i] = self.numUniqueBST(i, solutions)
            if solutions[n-1-i] == -1:
                solutions[n-1-i] = self.numUniqueBST(n-1-i, solu
tions)

            possibilities += solutions[i]*solutions[n-1-i]
        return possibilities
```

Unique Binary Search Trees II

Given an integer n , generate all structurally unique BST's (binary search trees) that store values $1 \dots n$.

For example, Given $n = 3$, your program should return all 5 unique BST's shown below.

1 3 3 2 1 \ \ / \ \ / \ \ 3 2 1 1 3 2 / \ \ 2 1 2 3

URL: <https://leetcode.com/problems/unique-binary-search-trees-ii/>

```
# Definition for a binary tree node.
# class TreeNode(object):
#     def __init__(self, x):
#         self.val = x
#         self.left = None
#         self.right = None

class Solution(object):
    def generateTrees(self, n):
        """
        :type n: int
        :rtype: List[TreeNode]
        """
        if n == 0:
            return []
        else:
            return self.tree_constructor(1, n)

    def tree_constructor(self, m, n):
        results = []
        if m > n:
            results.append(None)
            return results

        for i in range(m, n+1):
            l = self.tree_constructor(m, i-1)
            r = self.tree_constructor(i+1, n)
            for left_trees in l:
                for right_trees in r:
                    curr_node = TreeNode(i)
                    curr_node.left = left_trees
                    curr_node.right = right_trees
                    results.append(curr_node)

        return results
```


Path Sum

Given a binary tree and a sum, determine if the tree has a root-to-leaf path such that adding up all the values along the path equals the given sum.

For example: Given the below binary tree and sum = 22, 5 / \ 4 8 / / \ 11 13 4 / \ \ 7 2 1 return true, as there exist a root-to-leaf path 5->4->11->2 which sum is 22.

URL: <https://leetcode.com/problems/path-sum/>

```
# Definition for a binary tree node.
# class TreeNode(object):
#     def __init__(self, x):
#         self.val = x
#         self.left = None
#         self.right = None

class Solution(object):

    def hasPathSum(self, root, sum):
        """
        :type root: TreeNode
        :type sum: int
        :rtype: bool
        """
        if root == None:
            return False
        else:
            current = root
            s = []
            s.append(current)
            s.append(current.val)

            while s != []:
                pathsum = s.pop()
                current = s.pop()

                if not current.left and not current.right:
```

```
        if pathsum == sum:
            return True

    if current.right:
        rightpathsum = pathsum + current.right.val
        s.append(current.right)
        s.append(rightpathsum)

    if current.left:
        leftpathsum = pathsum + current.left.val
        s.append(current.left)
        s.append(leftpathsum)

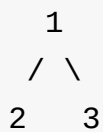
return False
```


Binary Tree Maximum Path Sum

Given a binary tree, find the maximum path sum.

For this problem, a path is defined as any sequence of nodes from some starting node to any node in the tree along the parent-child connections. The path does not need to go through the root.

For example: Given the below binary tree,



Return 6

URL: <https://leetcode.com/problems/binary-tree-maximum-path-sum/>

```
# Definition for a binary tree node.
# class TreeNode(object):
#     def __init__(self, x):
#         self.val = x
#         self.left = None
#         self.right = None

class Solution(object):
    def __init__(self):
        self.maxSum = -sys.maxint - 1

    # @param {TreeNode} root
    # @return {integer}
    def maxPathSum(self, root):
        self.findMax(root)
        return self.maxSum

    def findMax(self, root):
        if root == None:
            return 0
        left = self.findMax(root.left)
        right = self.findMax(root.right)
        self.maxSum = max(root.val + left + right, self.maxSum)
        ret = root.val + max(left, right)
        if ret < 0:
            return 0
        else:
            return ret
```

Binary Tree Level Order Traversal

Given a binary tree, return the level order traversal of its nodes' values. (ie, from left to right, level by level).

For example: Given binary tree [3,9,20,null,null,15,7], 3 / \ 9 20 / \ 15 7 return its level order traversal as: [[3], [9,20], [15,7]]

URL: <https://leetcode.com/problems/binary-tree-level-order-traversal/>

```
# Definition for a binary tree node.
# class TreeNode:
#     def __init__(self, x):
#         self.val = x
#         self.left = None
#         self.right = None

import Queue
class Solution:
    # @param {TreeNode} root
    # @return {integer[][]}
    def levelOrder(self, root):
        if root == None:
            return []
        else:
            q = Queue.Queue()
            q.put(root)
            q.put("#")
            levelOrderTraversal = []
            level = []
            while q.empty() == False:
                node = q.get()
                if node == "#":
                    if q.empty() == False:
                        q.put("#")
                        levelOrderTraversal.append(level)
                        level = []
                else:
                    level.append(node.val)
                    if node.left:
                        q.put(node.left)
                    if node.right:
                        q.put(node.right)

            return levelOrderTraversal
```

Validate Binary Search Tree

Given a binary tree, determine if it is a valid binary search tree (BST).

Assume a BST is defined as follows:

The left subtree of a node contains only nodes with keys less than the node's key. The right subtree of a node contains only nodes with keys greater than the node's key. Both the left and right subtrees must also be binary search trees. Example 1: $2 / \backslash 1 \ 3$ Binary tree [2,1,3], return true. Example 2: $1 / \backslash 2 \ 3$ Binary tree [1,2,3], return false.

URL: <https://leetcode.com/problems/validate-binary-search-tree/>

```
# Definition for a binary tree node.
# class TreeNode:
#     def __init__(self, x):
#         self.val = x
#         self.left = None
#         self.right = None
import sys
class Solution:
    def __init__(self):
        self.lastPrinted = -sys.maxsize-1
    # @param {TreeNode} root
    # @return {boolean}
    def isValidBST(self, root):
        if root == None:
            return True

        if self.isValidBST(root.left) == False:
            return False

        data = root.val
        if data <= self.lastPrinted:
            return False

        self.lastPrinted = data

        if self.isValidBST(root.right) == False:
            return False

        return True
```

Minimum Depth of Binary Tree

Given a binary tree, find its minimum depth.

The minimum depth is the number of nodes along the shortest path from the root node down to the nearest leaf node.

URL: <https://leetcode.com/problems/minimum-depth-of-binary-tree/>

```
import sys
# Definition for a binary tree node.
# class TreeNode(object):
#     def __init__(self, x):
#         self.val = x
#         self.left = None
#         self.right = None

class Solution(object):
    def minDepth(self, root):
        """
        :type root: TreeNode
        :rtype: int
        """
        if root == None:
            return 0

        if root.left == None and root.right == None:
            return 1

        if root.left != None:
            left = self.minDepth(root.left)
        else:
            left = sys.maxsize

        if root.right != None:
            right = self.minDepth(root.right)
        else:
            right = sys.maxsize

        return 1 + min(left, right)
```


Convert Sorted Array to Binary Search Tree

Given an array where elements are sorted in ascending order, convert it to a height balanced BST.

URL: <https://leetcode.com/problems/convert-sorted-array-to-binary-search-tree/>

```
# Definition for a binary tree node.
# class TreeNode(object):
#     def __init__(self, x):
#         self.val = x
#         self.left = None
#         self.right = None

class Solution(object):
    def sortedArrayToBST(self, nums):
        """
        :type nums: List[int]
        :rtype: TreeNode
        """
        if nums == []:
            return None
        elif len(nums) == 1:
            return TreeNode(nums[0])
        else:
            start = 0
            end = len(nums) - 1
            return self.to_bst(nums, start, end)

    def to_bst(self, arr, start, end):
        if len(arr) == 0 or start > end:
            return None
        else:
            mid = (start + end) // 2
            node = TreeNode(arr[mid])
            node.left = self.to_bst(arr, start, mid - 1)
            node.right = self.to_bst(arr, mid + 1, end)
            return node`
```

Flatten Binary Tree to Linked List

Given a binary tree, flatten it to a linked list in-place.

For example, Given

```
    1
   / \
  2   5
 / \   \
3  4   6
```

The flattened tree should look like: 1 \ 2 \ 3 \ 4 \ 5 \ 6

URL: <https://leetcode.com/problems/flatten-binary-tree-to-linked-list/>

```
# Definition for a binary tree node.
# class TreeNode(object):
#     def __init__(self, x):
#         self.val = x
#         self.left = None
#         self.right = None

class Solution(object):
    def flatten(self, root):
        """
        :type root: TreeNode
        :rtype: void Do not return anything, modify root in-place instead.
        """
        if root == None:
            return root

        stack = []
        current = root

        while((stack != []) or (current != None)):

            if current.right != None:
                stack.append(current.right)

            if current.left != None:
                current.right = current.left
                current.left = None
            else:
                if stack != []:
                    temp = stack.pop()
                    current.right = temp

            current = current.right
```

Construct Binary Tree from Inorder and Preorder Traversal

Given preorder and inorder traversal of a tree, construct the binary tree.

Note: You may assume that duplicates do not exist in the tree.

URL: <https://leetcode.com/problems/construct-binary-tree-from-preorder-and-inorder-traversal/>

```
# Definition for a binary tree node.
# class TreeNode(object):
#     def __init__(self, x):
#         self.val = x
#         self.left = None
#         self.right = None

class Solution(object):
    def buildTree(self, preorder, inorder):
        """
        :type preorder: List[int]
        :type inorder: List[int]
        :rtype: TreeNode
        """
        if len(inorder) == 1:
            return TreeNode(inorder[0])
        return self.create_tree(inorder, 0, len(inorder) - 1, preorder, 0, len(preorder) - 1)

    def search_divindex(self, inorder, low_inorder, high_inorder, val):
        for i in range(low_inorder, high_inorder+1):
            if inorder[i] == val:
                return i
        return -1

    def create_tree(self, inorder, low_inorder, high_inorder, preorder, low_preorder, high_preorder):
```

```
        if (low_preorder > high_preorder) or (low_inorder > high_inorder):
            return None

        root = TreeNode(preorder[low_preorder])
        div_index = self.search_divindex(inorder, low_inorder, high_inorder, root.val)
        size_left_subtree = div_index - low_inorder
        size_right_subtree = high_inorder - div_index

        root.right = self.create_tree(inorder, div_index + 1, high_inorder, preorder,
                                     low_preorder + 1 + size_left_subtree,
                                     low_preorder + size_left_subtree + size_right_subtree)

        root.left = self.create_tree(inorder, low_inorder, div_index - 1, preorder,
                                     low_preorder + 1, low_preorder + size_left_subtree)

        return root
```

Binary Tree Paths

Given a binary tree, return all root-to-leaf paths.

For example, given the following binary tree:

1 / \ 2 3 \ 5 All root-to-leaf paths are:

["1->2->5", "1->3"]

URL: <https://leetcode.com/problems/binary-tree-paths/>

```
# class TreeNode:
#     def __init__(self, x):
#         self.val = x
#         self.left = None
#         self.right = None

class Solution:
    # @param {TreeNode} root
    # @return {string[]}
    def binaryTreePaths(self, root):
        if root == None:
            return []
        else:
            paths = []
            current = root
            s = []
            s.append(current)
            s.append(str(current.val))

            while s != []:
                #pathsum = s.pop()
                path = s.pop()
                current = s.pop()

                if not current.left and not current.right:
                    paths.append(path)
```

```
        if current.right:
            rightstr = path + "->" + str(current.right.val)
            s.append(current.right)
            s.append(rightstr)

        if current.left:
            leftstr = path + "->" + str(current.left.val)
            s.append(current.left)
            s.append(leftstr)
    return paths
```


Recover Binary Search Tree

Two elements of a binary search tree (BST) are swapped by mistake.

Recover the tree without changing its structure.

Note: A solution using $O(n)$ space is pretty straight forward. Could you devise a constant space solution?

URL: <https://leetcode.com/problems/recover-binary-search-tree/>

```
# class TreeNode(object):
#     def __init__(self, x):
#         self.val = x
#         self.left = None
#         self.right = None

class Solution(object):
    def __init__(self):
        self.__prev = None
        self.__node1 = None
        self.__node2 = None

    def recoverTree(self, root):
        """
        :type root: TreeNode
        :rtype: void Do not return anything, modify root in-place instead.
        """
        self.recoverTreeHelp(root)
        temp = self.__node1.val
        self.__node1.val = self.__node2.val
        self.__node2.val = temp

    def recoverTreeHelp(self, root):
        if root == None:
            return None

        self.recoverTreeHelp(root.left)
        if self.__prev != None:
            if self.__prev.val > root.val:
                if self.__node1 == None:
                    self.__node1 = self.__prev
                self.__node2 = root
        self.__prev = root
        self.recoverTreeHelp(root.right)
```

Path Sum II

Given a binary tree and a sum, find all root-to-leaf paths where each path's sum equals the given sum.

For example: Given the below binary tree and sum = 22, 5 / \ 4 8 / \ 11 13 4 / \ \ 7 2 5 1 return [[5,4,11,2], [5,8,4,5]]

URL: <https://leetcode.com/problems/path-sum-ii/>

```
# Definition for a binary tree node.
# class TreeNode(object):
#     def __init__(self, x):
#         self.val = x
#         self.left = None
#         self.right = None

class Solution(object):
    def pathSum(self, root, sum):
        """
        :type root: TreeNode
        :type sum: int
        :rtype: List[List[int]]
        """
        if root == None:
            return []
        else:
            stack = []
            paths = []

            current = root
            stack.append(current)
            stack.append([current.val])
            stack.append(current.val)
            while stack != []:
                pathsum = stack.pop()
                path = stack.pop()
                curr = stack.pop()
```

```
    if curr.left == None and curr.right == None:
        if pathsum == sum:
            paths.append(path)
    if curr.right:
        rightstr = path + [curr.right.val]
        rightsum = pathsum + curr.right.val
        stack.append(curr.right)
        stack.append(rightstr)
        stack.append(rightsum)
    if curr.left:
        leftstr = path + [curr.left.val]
        leftsum = pathsum + curr.left.val
        stack.append(curr.left)
        stack.append(leftstr)
        stack.append(leftsum)
return paths
```

Binary Level Order Traversal II

Given a binary tree, return the bottom-up level order traversal of its nodes' values. (ie, from left to right, level by level from leaf to root).

For example: Given binary tree [3,9,20,null,null,15,7], 3 / \ 9 20 / \ 15 7 return its bottom-up level order traversal as: [[15,7], [9,20], [3]]

URL: <https://leetcode.com/problems/binary-tree-level-order-traversal-ii/>

```
# Definition for a binary tree node.
# class TreeNode:
#     def __init__(self, x):
#         self.val = x
#         self.left = None
#         self.right = None

import Queue
class Solution:
    # @param {TreeNode} root
    # @return {integer[][]}
    def levelOrderBottom(self, root):
        if root == None:
            return []
        else:
            q = Queue.Queue()
            q.put(root)
            q.put("#")
            levelOrderTraversal = []
            level = []
            stack = []

            while q.empty() == False:
                node = q.get()
                if node == "#":
                    if q.empty() == False:
                        q.put("#")
                    stack.append(level)
                    level = []
                else:
                    level.append(node.val)
                    if node.left:
                        q.put(node.left)
                    if node.right:
                        q.put(node.right)
```

```
        level = []
    else:
        level.append(node.val)
        if node.left:
            q.put(node.left)
        if node.right:
            q.put(node.right)

    while stack:
        levelOrderTraversal.append(stack.pop())

    return levelOrderTraversal
```

Kth Smallest Element in a BST

Given a binary search tree, write a function `kthSmallest` to find the `k`th smallest element in it.

Note: You may assume `k` is always valid, $1 \leq k \leq$ BST's total elements.

Follow up: What if the BST is modified (insert/delete operations) often and you need to find the `k`th smallest frequently? How would you optimize the `kthSmallest` routine?

Hint:

Try to utilize the property of a BST. What if you could modify the BST node's structure? The optimal runtime complexity is $O(\text{height of BST})$.

URL: <https://leetcode.com/problems/kth-smallest-element-in-a-bst/>

```
# Definition for a binary tree node.
# class TreeNode(object):
#     def __init__(self, x):
#         self.val = x
#         self.left = None
#         self.right = None

class Solution(object):
    def kthSmallest(self, root, k):
        """
        :type root: TreeNode
        :type k: int
        :rtype: int
        """
        if root == None:
            return None
        else:
            stack = []
            node = root
            count = 0
            while stack != [] or node != None:
                if node != None:
                    stack.append(node)
                    node = node.left
                else:
                    inorder_node = stack.pop()
                    count += 1
                    if count == k:
                        return inorder_node.val
                    node = inorder_node.right
            return None
```



```
class Solution(object):
    def kthSmallest(self, root, k):
        """
        :type root: TreeNode
        :type k: int
        :rtype: int
        """
        stack = []*k
        while True:
            while root:
                stack.append(root)
                root = root.left

            root = stack.pop()
            if k == 1:
                return root.val
            else:
                k -= 1
                root = root.right
```

Construct Binary Tree from Inorder and Postorder Traversal

Given inorder and postorder traversal of a tree, construct the binary tree.

Note: You may assume that duplicates do not exist in the tree.

```
# Definition for a binary tree node.
# class TreeNode(object):
#     def __init__(self, x):
#         self.val = x
#         self.left = None
#         self.right = None

class Solution(object):
    def buildTree(self, inorder, postorder):
        """
        :type inorder: List[int]
        :type postorder: List[int]
        :rtype: TreeNode
        """
        return self.create_tree(inorder, 0, len(inorder) - 1, postorder, 0, len(postorder) - 1)

    def search_divindex(self, inorder, low_inorder, high_inorder, val):
        for i in range(low_inorder, high_inorder+1):
            if inorder[i] == val:
                return i
        return -1

    def create_tree(self, inorder, low_inorder, high_inorder, postorder, low_postorder, high_postorder):
        if (low_inorder > high_inorder) or (low_postorder > high_postorder):
            return None
```

```
    root = TreeNode(postorder[high_postorder])

    div_index = self.search_divindex(inorder, low_inorder, high_inorder, root.val)

    size_left_subtree = div_index - low_inorder
    size_right_subtree = high_inorder - div_index

    root.right = self.create_tree(inorder, div_index + 1, high_inorder, postorder,
                                  high_postorder - size_right_subtree, high_postorder - 1)

    root.left = self.create_tree(inorder, low_inorder, div_index - 1,
                                  postorder,
                                  high_postorder - size_right_subtree - size_left_subtree,
                                  high_postorder - size_right_subtree - 1)

    return root
```

Binary Tree Right Side View

Given a binary tree, imagine yourself standing on the right side of it, return the values of the nodes you can see ordered from top to bottom.

For example: Given the following binary tree, 1 <--- / \ 2 3 <--- \ \ 5 4 <--- You should return [1, 3, 4].

URL: <https://leetcode.com/problems/binary-tree-right-side-view/>

```
# Definition for a binary tree node.
# class TreeNode:
#     def __init__(self, x):
#         self.val = x
#         self.left = None
#         self.right = None

import Queue
class Solution:
    # @param {TreeNode} root
    # @return {integer[]}
    def rightSideView(self, root):
        if root == None:
            return []
        else:
            q = Queue.Queue()
            q.put(root)
            q.put("#")
            rightSideView = []
            level = []
            while q.empty() == False:
                node = q.get()
                if node == "#":
                    if q.empty() == False:
                        q.put("#")
                        rightSideView.append(level[-1])
                        level = []
                    else:
                        level.append(node.val)
                        if node.left != None:
                            q.put(node.left)
                        if node.right != None:
                            q.put(node.right)
            return rightSideView
```

Sum Root to Leaf Numbers

Given a binary tree containing digits from 0-9 only, each root-to-leaf path could represent a number.

An example is the root-to-leaf path 1->2->3 which represents the number 123.

Find the total sum of all root-to-leaf numbers.

For example,

```
1
```

/ \ 2 3 The root-to-leaf path 1->2 represents the number 12. The root-to-leaf path 1->3 represents the number 13.

Return the sum = 12 + 13 = 25.

```
# Definition for a binary tree node.
# class TreeNode(object):
#     def __init__(self, x):
#         self.val = x
#         self.left = None
#         self.right = None

class Solution(object):
    def sumNumbers(self, root):
        """
        :type root: TreeNode
        :rtype: int
        """
        if root == None:
            return 0
        else:
            stack = []
            paths = []
            stack.append(root)
            stack.append(str(root.val))
            while stack != []:
                path = stack.pop()
                current = stack.pop()
                if current.left == None and current.right == None:
                    paths.append(int(path))
                if current.right:
                    rightstr = path + str(current.right.val)
                    stack.append(current.right)
                    stack.append(rightstr)
                if current.left:
                    leftstr = path + str(current.left.val)
                    stack.append(current.left)
                    stack.append(leftstr)
            return sum(paths)
```

Binary Tree Zigzag Level Order Traversal

Given a binary tree, return the zigzag level order traversal of its nodes' values. (ie, from left to right, then right to left for the next level and alternate between).

For example: Given binary tree [3,9,20,null,null,15,7], 3 / \ 9 20 / \ 15 7 return its zigzag level order traversal as: [[3], [20,9], [15,7]]

```
# Definition for a binary tree node.
# class TreeNode:
#     def __init__(self, x):
#         self.val = x
#         self.left = None
#         self.right = None

import Queue
class Solution:
    # @param {TreeNode} root
    # @return {integer[][]}
    def zigzagLevelOrder(self, root):
        if root == None:
            return []
        else:
            q = Queue.Queue()
            q.put(root)
            q.put("#")
            levelOrderTraversal = []
            level = []
            levelNo = 0
            while q.empty() == False:
                node = q.get()

                if node == "#":
                    if q.empty() == False:
                        q.put("#")

                if levelNo == 0 or levelNo % 2 == 0:
                    levelOrderTraversal.append(level)
```



```
        else:
            levelOrderTraversal.append(level[::-1])
            level = []
            levelNo += 1
    else:
        level.append(node.val)
        if node.left:
            q.put(node.left)
        if node.right:
            q.put(node.right)

    return levelOrderTraversal
```

House Robber III

The thief has found himself a new place for his thievery again. There is only one entrance to this area, called the "root." Besides the root, each house has one and only one parent house. After a tour, the smart thief realized that "all houses in this place forms a binary tree". It will automatically contact the police if two directly-linked houses were broken into on the same night.

Determine the maximum amount of money the thief can rob tonight without alerting the police.

Example 1: 3 / \ 2 3 \ \ 3 1 Maximum amount of money the thief can rob = 3 + 3 + 1 = 7. Example 2: 3 / \ 4 5 / \ \ 1 3 1 Maximum amount of money the thief can rob = 4 + 5 = 9.

URL: <https://leetcode.com/problems/house-robber-iii/>

```
# Definition for a binary tree node.
# class TreeNode(object):
#     def __init__(self, x):
#         self.val = x
#         self.left = None
#         self.right = None

class Solution(object):
    def rob(self, root):
        """
        :type root: TreeNode
        :rtype: int
        """
        if root == None:
            return 0
        else:
            result = self.rob_max(root)
            return max(result[0], result[1])

    def rob_max(self, root):
        if root == None:
            return [0, 0]
        else:
            left_res = self.rob_max(root.left)
            right_res = self.rob_max(root.right)
            result = [0]*2
            result[0] = root.val + left_res[1] + right_res[1]
            result[1] = max(left_res[0], left_res[1]) + max(right_res[0], right_res[1])
            return result
```

Inorder Successor in BST

Given a binary search tree and a node in it, find the in-order successor of that node in the BST.

Note: If the given node has no in-order successor in the tree, return null.

URL: <https://leetcode.com/problems/inorder-successor-in-bst/>

```
# Definition for a binary tree node.
# class TreeNode(object):
#     def __init__(self, x):
#         self.val = x
#         self.left = None
#         self.right = None

class Solution(object):
    def inorderSuccessor(self, root, p):
        """
        :type root: TreeNode
        :type p: TreeNode
        :rtype: TreeNode
        """
        successor = None

        while root != None and root.val != p.val:
            if root.val > p.val:
                successor = root
                root = root.left
            else:
                root = root.right

        if root == None:
            return None

        if root.right == None:
            return successor

        root = root.right
        while root.left != None:
            root = root.left
        return root
```

Binary Tree Longest Consecutive Sequence

Given a binary tree, find the length of the longest consecutive sequence path.

The path refers to any sequence of nodes from some starting node to any node in the tree along the parent-child connections. The longest consecutive path need to be from parent to child (cannot be the reverse).

For example, 1 \ 3 / \ 2 4 \ 5 Longest consecutive sequence path is 3-4-5, so return 3. 2 \ 3 / 2

/ 1 Longest consecutive sequence path is 2-3,not3-2-1, so return 2.

```
# Definition for a binary tree node.
# class TreeNode(object):
#     def __init__(self, x):
#         self.val = x
#         self.left = None
#         self.right = None

from Queue import Queue
import sys
class Solution(object):
    def longestConsecutive(self, root):
        """
        :type root: TreeNode
        :rtype: int
        """
        if root == None:
            return 0
        if root.right == None and root.left == None:
            return 1
        else:
            max_size = 1
            size_q = Queue()
            node_q = Queue()
            node_q.put(root)
```

```
size_q.put(1)
while node_q.empty() == False:
    curr_node = node_q.get()
    curr_size = size_q.get()

    if curr_node.left:
        left_size = curr_size
        if curr_node.val == curr_node.left.val - 1:
            left_size += 1
            max_size = max(max_size, left_size)
        else:
            left_size = 1

        node_q.put(curr_node.left)
        size_q.put(left_size)

    if curr_node.right:
        right_size = curr_size
        if curr_node.val == curr_node.right.val - 1:
            right_size += 1
            max_size = max(max_size, right_size)
        else:
            right_size = 1

        node_q.put(curr_node.right)
        size_q.put(right_size)

return max_size
```

Verify Preorder Sequence in Binary Search Tree

Given an array of numbers, verify whether it is the correct preorder traversal sequence of a binary search tree.

You may assume each number in the sequence is unique.

Follow up: Could you do it using only constant space complexity?

URL: <https://leetcode.com/problems/verify-preorder-sequence-in-binary-search-tree/>

```
import sys
class Solution(object):
    def verifyPreorder(self, preorder):
        """
        :type preorder: List[int]
        :rtype: bool
        """
        stack = []
        root = -sys.maxsize-1

        for entries in preorder:

            if entries < root:
                return False

            while stack != [] and stack[-1] < entries:
                root = stack.pop()

            stack.append(entries)

        return True
```


Binary Tree Upside Down

Given a binary tree where all the right nodes are either leaf nodes with a sibling (a left node that shares the same parent node) or empty, flip it upside down and turn it into a tree where the original right nodes turned into left leaf nodes. Return the new root.

For example: Given a binary tree {1,2,3,4,5}, 1 / \ 2 3 / \ 4 5 return the root of the binary tree [4,5,2,##,3,1]. 4 / \ 5 2 / \ 3 1

```
# Definition for a binary tree node.
# class TreeNode(object):
#     def __init__(self, x):
#         self.val = x
#         self.left = None
#         self.right = None

class Solution(object):
    def upsideDownBinaryTree(self, root):
        """
        :type root: TreeNode
        :rtype: TreeNode
        """
        p = root
        parent = None
        parent_right = None

        while p:
            left = p.left
            p.left = parent_right
            parent_right = p.right
            p.right = parent
            parent = p
            p = left

        return parent
```


Count Univalued Subtrees

Given a binary tree, count the number of uni-value subtrees.

A Uni-value subtree means all nodes of the subtree have the same value.

For example: Given binary tree, 5 / \ 1 5 / \ \ 5 5 5 return 4.

URL: <https://leetcode.com/problems/count-univalued-subtrees/>

```
# Definition for a binary tree node.
# class TreeNode(object):
#     def __init__(self, x):
#         self.val = x
#         self.left = None
#         self.right = None

class Solution(object):
    def __init__(self):
        self.__count = 0

    def countUnivalSubtrees(self, root):
        """
        :type root: TreeNode
        :rtype: int
        """
        self.count_unival_subtrees(root)
        return self.__count

    def count_unival_subtrees(self, root):
        if root == None:
            return True
        if root.left == None and root.right == None:
            self.__count += 1
            return True
        left = self.count_unival_subtrees(root.left)
        right = self.count_unival_subtrees(root.right)

        if (left and right) and (root.left == None or root.left.
            val == root.val) and (root.right == None or root.right.val == ro
            ot.val):
            self.__count += 1
            return True
        else:
            return False
```

Number of Connected Components in an Undirected Graph

Given n nodes labeled from 0 to $n - 1$ and a list of undirected edges (each edge is a pair of nodes), write a function to find the number of connected components in an undirected graph.

URL : <https://leetcode.com/problems/number-of-connected-components-in-an-undirected-graph/>

```
import sys
from queue import Queue

class Vertex:
    def __init__(self, node):
        self.id = node
        self.adjacent = {}
        # Set distance to infinity for all nodes
        self.distance = sys.maxsize
        # Mark all nodes unvisited
        self.visited = False
        # Mark all nodes color with white
        self.color = 'white'
        # Predecessor
        self.previous = None

    def addNeighbor(self, neighbor, weight=0):
        self.adjacent[neighbor] = weight

    def getConnections(self):
        return self.adjacent.keys()

    def getVertexID(self):
        return self.id

    def getWeight(self, neighbor):
        return self.adjacent[neighbor]
```

```
def setDistance(self, dist):
    self.distance = dist

def getDistance(self):
    return self.distance

def setColor(self, color):
    self.color = color

def getColor(self):
    return self.color

def setPrevious(self, prev):
    self.previous = prev

def setVisited(self):
    self.visited = True

def __str__(self):
    return str(self.id) + ' adjacent: ' + str([x.id for x in
self.adjacent])

class Graph:
    def __init__(self):
        self.vertDictionary = {}
        self.numVertices = 0

    def __iter__(self):
        return iter(self.vertDictionary.values())

    def addVertex(self, node):
        self.numVertices = self.numVertices + 1
        newVertex = Vertex(node)
        self.vertDictionary[node] = newVertex
        return newVertex

    def getVertex(self, n):
        if n in self.vertDictionary:
            return self.vertDictionary[n]
```

```
    else:
        return None

def addEdge(self, frm, to, cost=0):
    if frm not in self.vertDictionary:
        self.addVertex(frm)
    if to not in self.vertDictionary:
        self.addVertex(to)

    self.vertDictionary[frm].addNeighbor(self.vertDictionary[to], cost)
    self.vertDictionary[to].addNeighbor(self.vertDictionary[frm], cost)

def getVertices(self):
    return self.vertDictionary.keys()

def setPrevious(self, current):
    self.previous = current

def getPrevious(self, current):
    return self.previous

class Solution(object):
    def countComponents(self, n, edges):
        """
        :type n: int
        :type edges: List[List[int]]
        :rtype: int
        """
        if n == 1 and edges == []:
            return 1
        else:
            G = Graph()
            for entries in edges:
                G.addEdge(entries[0], entries[1], 1)
            count = 0
            for vertex in G:
                if vertex.getColor() == "white":
                    count += 1
```



```
        self.bfs(vertex)

    return count

def bfs(self, vertex):
    vertex.setColor("gray")
    q = Queue()
    q.put(vertex)
    while q.empty() == False:
        curr_node = q.get()
        for nbr in curr_node.getConnections():
            if nbr.getColor() == "white":
                nbr.setColor("gray")
                q.put(nbr)
        curr_node.setColor("black")

if __name__ == "__main__":

    n = 5
    edges1 = [[0, 1], [1, 2], [3, 4]]
    edges2 = [[0, 1], [1, 2], [2, 3], [3, 4]]

    soln = Solution()
    print(soln.countComponents(n, edges1))
    print(soln.countComponents(n, edges2))
```

Course Schedule

There are a total of n courses you have to take, labeled from 0 to $n - 1$.

Some courses may have prerequisites, for example to take course 0 you have to first take course 1, which is expressed as a pair: [0,1]

Given the total number of courses and a list of prerequisite pairs, is it possible for you to finish all courses?

For example:

2, [[1,0]] There are a total of 2 courses to take. To take course 1 you should have finished course 0. So it is possible.

2, [[1,0],[0,1]] There are a total of 2 courses to take. To take course 1 you should have finished course 0, and to take course 0 you should also have finished course 1. So it is impossible.

Note: The input prerequisites is a graph represented by a list of edges, not adjacency matrices. Read more about how a graph is represented.

URL: <https://leetcode.com/problems/course-schedule/>

```
class Vertex:

    def __init__(self, key):
        self.id = key
        self.adjacent = {}
        self.indegree = 0
        self.outdegree = 0
        self.predecessor = None
        self.visit_time = 0
        self.finish_time = 0
        self.color = "white"

    def add_neighbor(self, nbr, weight=0):
        self.adjacent[nbr] = weight
```

```
def get_neighbors(self):
    return self.adjacent.keys()

def get_id(self):
    return self.id

def get_weight(self, nbr):
    return self.adjacent[nbr]

def get_indegree(self):
    return self.indegree

def set_indegree(self, indegree):
    self.indegree = indegree

def get_outdegree(self):
    return self.outdegree

def set_outdegree(self, outdegree):
    self.outdegree = outdegree

def get_predecessor(self):
    return self.predecessor

def set_predecessor(self, pred):
    self.predecessor = pred

def get_visit_time(self):
    return self.visit_time

def set_visit_time(self, visit_time):
    self.visit_time = visit_time

def get_finish_time(self):
    return self.finish_time

def set_finish_time(self, finish_time):
    self.finish_time = finish_time

def get_color(self):
```

```
        return self.color

    def set_color(self, color):
        self.color = color

    def __str__(self):
        return str(self.id) + ' connectedTo: ' + str([x.id for x
in self.adjacent])
```

```
class Graph:
```

```
    def __init__(self):
        self.vertex_dict = {}
        self.no_vertices = 0
        self.no_edges = 0

    def add_vertex(self, vert_key):
        new_vertex_obj = Vertex(vert_key)
        self.vertex_dict[vert_key] = new_vertex_obj
        self.no_vertices += 1

    def get_vertex(self, vert_key):
        if vert_key in self.vertex_dict:
            return self.vertex_dict[vert_key]
        else:
            return None

    def add_edge(self, fro, to, weight=1):
        if fro not in self.vertex_dict:
            self.add_vertex(fro)
            from_vertex = self.get_vertex(fro)
        else:
            from_vertex = self.vertex_dict[fro]

        if to not in self.vertex_dict:
            self.add_vertex(to)
            to_vertex = self.get_vertex(to)
```

```
        else:
            to_vertex = self.vertex_dict[to]

            from_vertex.add_neighbor(to_vertex, weight)
            from_vertex.set_outdegree(from_vertex.get_outdegree() +
1)

            to_vertex.set_indegree(to_vertex.get_indegree() + 1)
            self.no_edges += 1

    def get_edges(self):
        edges = []
        for u in self.vertex_dict:
            for v in self.vertex_dict[u].get_neighbors():
                u_id = u
                #print(v)
                v_id = v.get_id()
                edges.append((u_id, v_id, self.vertex_dict[u].ge
t_weight(v)))
        return edges

    def get_vertices(self):
        return self.vertex_dict

class DFS:

    def __init__(self, graph):
        self.graph = graph
        self.has_cycle = False

    def dfs(self):
        for vertex in self.graph.get_vertices():
            if self.graph.vertex_dict[vertex].get_color() == "wh
ite":
                self.dfs_visit(self.graph.vertex_dict[vertex])

    def dfs_visit(self, node):
        node.set_color("gray")
        for vert in node.get_neighbors():
            if vert.get_color() == "gray":
```

```
        self.has_cycle = True
        if vert.get_color() == "white":
            vert.set_color("gray")
            self.dfs_visit(vert)
        node.set_color("black")

class Solution(object):
    def canFinish(self, numCourses, prerequisites):
        """
        :type numCourses: int
        :type prerequisites: List[List[int]]
        :rtype: bool
        """
        if not prerequisites:
            return True
        else:
            g = Graph()

            for edge in prerequisites:
                g.add_edge(edge[0], edge[1])

            dfs_obj = DFS(g)
            dfs_obj.dfs()
            if dfs_obj.has_cycle == True:
                return False
            else:
                return True

if __name__ == "__main__":
    soln1 = Solution()
    print(soln1.canFinish(2, [[1,0]]))

    soln2 = Solution()
    print(soln2.canFinish(2, [[1,0],[0,1]]))
```

Graph Valid Tree

Given n nodes labeled from 0 to $n - 1$ and a list of undirected edges (each edge is a pair of nodes), write a function to check whether these edges make up a valid tree.

For example:

Given $n = 5$ and edges = $[[0, 1], [0, 2], [0, 3], [1, 4]]$, return true.

Given $n = 5$ and edges = $[[0, 1], [1, 2], [2, 3], [1, 3], [1, 4]]$, return false.

Hint:

Given $n = 5$ and edges = $[[0, 1], [1, 2], [3, 4]]$, what should your return? Is this case a valid tree? According to the definition of tree on Wikipedia: “a tree is an undirected graph in which any two vertices are connected by exactly one path. In other words, any connected graph without simple cycles is a tree.”

URL: <https://leetcode.com/problems/graph-valid-tree/>

```
import sys
class Vertex:
    def __init__(self, node):
        self.id = node
        self.adjacent = {}
        # Set distance to infinity for all nodes
        self.distance = sys.maxsize
        # Mark all nodes unvisited
        self.visited = False
        # Mark all nodes color with white
        self.color = 'white'
        # Predecessor
        self.previous = None

    def addNeighbor(self, neighbor, weight=0):
        self.adjacent[neighbor] = weight

    def getConnections(self):
```

```
        return self.adjacent.keys()

    def getVertexID(self):
        return self.id

    def getWeight(self, neighbor):
        return self.adjacent[neighbor]

    def setDistance(self, dist):
        self.distance = dist

    def getDistance(self):
        return self.distance

    def setColor(self, color):
        self.color = color

    def getColor(self):
        return self.color

    def setPrevious(self, prev):
        self.previous = prev

    def setVisited(self):
        self.visited = True

    def __str__(self):
        return str(self.id) + ' adjacent: ' + str([x.id for x in
self.adjacent])

class Graph:
    def __init__(self):
        self.vertDictionary = {}
        self.numVertices = 0

    def __iter__(self):
        return iter(self.vertDictionary.values())

    def addVertex(self, node):
        self.numVertices = self.numVertices + 1
```



```
        newVertex = Vertex(node)
        self.vertDictionary[node] = newVertex
        return newVertex

def getVertex(self, n):
    if n in self.vertDictionary:
        return self.vertDictionary[n]
    else:
        return None

def addEdge(self, frm, to, cost=0):
    if frm not in self.vertDictionary:
        self.addVertex(frm)
    if to not in self.vertDictionary:
        self.addVertex(to)

    self.vertDictionary[frm].addNeighbor(self.vertDictionary[to], cost)
    self.vertDictionary[to].addNeighbor(self.vertDictionary[frm], cost)

def getVertices(self):
    return self.vertDictionary.keys()

def setPrevious(self, current):
    self.previous = current

def getPrevious(self, current):
    return self.previous

class Solution:
    def validTree(self, n, edges):
        """
        :type n: int
        :type edges: List[List[int]]
        :rtype: bool
        """
        if n == 1 and len(edges) == 0:
            return True
        elif self.check_input(n, edges) == False:
```

```
        return False
    elif n == 0 and len(edges) > 0:
        return False
    elif n == 1 and len(edges) >= 1:
        return False
    else:
        G = Graph()
        for entries in edges:
            G.addEdge(entries[0], entries[1], 1)

        results = []
        for vertex in G:
            if vertex.getColor() == "white":
                results.append(self.check_validity(vertex))

        if len(results) > 1:
            return False
        else:
            return results[0]

def check_input(self, n, edges):
    vertices = []
    for entries in edges:
        vertices.append(entries[0])
        vertices.append(entries[1])
    if len(set(vertices)) != n:
        return False
    else:
        return True

def check_validity(self, start):
    stack = []
    start.setColor("gray")
    stack.append(start)
    while stack != []:
        curr_node = stack.pop()
        for nbr in curr_node.getConnections():
            if nbr.getColor() == "gray":
                return False
```

```
        if nbr.getColor() == "white":
            nbr.setColor("gray")
            stack.append(nbr)
        curr_node.setColor("black")
    return True
```

Course Schedule 2

There are a total of n courses you have to take, labeled from 0 to $n - 1$.

Some courses may have prerequisites, for example to take course 0 you have to first take course 1, which is expressed as a pair: [0,1]

Given the total number of courses and a list of prerequisite pairs, return the ordering of courses you should take to finish all courses.

There may be multiple correct orders, you just need to return one of them. If it is impossible to finish all courses, return an empty array.

For example:

2, [[1,0]] There are a total of 2 courses to take. To take course 1 you should have finished course 0. So the correct course order is [0,1]

4, [[1,0],[2,0],[3,1],[3,2]] There are a total of 4 courses to take. To take course 3 you should have finished both courses 1 and 2. Both courses 1 and 2 should be taken after you finished course 0. So one correct course order is [0,1,2,3]. Another correct ordering is [0,2,1,3].

URL: <https://leetcode.com/problems/course-schedule-ii/>

```
from queue import Queue
import sys

class Vertex:
    def __init__(self, node):
        self.id = node
        self.adjacent = {}
        # Set distance to infinity for all nodes
        self.distance = sys.maxsize
        # Mark all nodes unvisited
        self.visited = False
        # Mark all nodes color with white
        self.color = 'white'
        # Predecessor
```

```
self.previous = None
#indegree of the vertex
self.indegree = 0

def addNeighbor(self, neighbor, weight=0):
    self.adjacent[neighbor] = weight

def getConnections(self):
    return self.adjacent.keys()

def getVertexID(self):
    return self.id

def getWeight(self, neighbor):
    return self.adjacent[neighbor]

def setDistance(self, dist):
    self.distance = dist

def getDistance(self):
    return self.distance

def setColor(self, color):
    self.color = color

def getColor(self):
    return self.color

def setPrevious(self, prev):
    self.previous = prev

def setVisited(self):
    self.visited = True

def setIndegree(self, indegree):
    self.indegree = indegree

def getIndegree(self):
    return self.indegree
```

```
def __str__(self):
    return str(self.id) + ' adjacent: ' + str([x.id for x in
self.adjacent])

class DirectedGraph:
    def __init__(self):
        self.vertDictionary = {}
        self.numVertices = 0

    def __iter__(self):
        return iter(self.vertDictionary.values())

    def addVertex(self, node):
        self.numVertices = self.numVertices + 1
        newVertex = Vertex(node)
        self.vertDictionary[node] = newVertex
        return newVertex

    def getVertex(self, n):
        if n in self.vertDictionary:
            return self.vertDictionary[n]
        else:
            return None

    def addEdge(self, frm, to, cost=0):
        if frm not in self.vertDictionary:
            self.addVertex(frm)
        if to not in self.vertDictionary:
            self.addVertex(to)

        self.vertDictionary[frm].addNeighbor(self.vertDictionary
[to], cost)
        self.vertDictionary[to].setIndegree(self.vertDictionary[
to].getIndegree() + 1)

    def getVertices(self):
        return self.vertDictionary.keys()

    def setPrevious(self, current):
        self.previous = current
```

```
def getPrevious(self, current):  
    return self.previous
```

```
class Solution:
```

```
    def __init__(self):  
        self.has_cycle = False
```

```
    def findOrder(self, numCourses, prerequisites):
```

```
        """
```

```
        :type numCourses: int
```

```
        :type prerequisites: List[List[int]]
```

```
        :rtype: List[int]
```

```
        """
```

```
        if prerequisites == [] and numCourses > 0:
```

```
            return [entries for entries in range(numCourses)]
```

```
        elif prerequisites == [] and numCourses == 0:
```

```
            return []
```

```
        else:
```

```
            G = DirectedGraph()
```

```
            for entries in prerequisites:
```

```
                G.addEdge(entries[1], entries[0], 1)
```

```
            return self.topsort(G)
```

```
    def topsort(self, G):
```

```
        if G.getVertices() == []:
```

```
            return []
```

```
        else:
```

```
            topological_list = []
```

```
            topological_queue = Queue()
```

```
            nodes = G.getVertices()
```

```
            for node in G:
```

```
                if node.getIndegree() == 0:
```

```
                    topological_queue.put(node)
```

```
            while topological_queue.empty() == False:
```

```
                curr_node = topological_queue.get()
```

```
                topological_list.append(curr_node.getVertexID())
```

```
        for nbr in curr_node.getConnections():
            nbr.setIndegree(nbr.getIndegree() - 1)
            if nbr.getIndegree() == 0:
                topological_queue.put(nbr)

    if len(topological_list) != len(nodes):
        self.has_cycle = True

    return topological_list

if __name__ == "__main__":

    soln = Solution()
    print(soln.findOrder(4, [[1,0],[2,0],[3,1],[3,2]]))
    print(soln.findOrder(2, [[1,0]]))
    print(soln.findOrder(3, [[1,0]]))
```


Number of Islands

Given a 2d grid map of '1's (land) and '0's (water), count the number of islands. An island is surrounded by water and is formed by connecting adjacent lands horizontally or vertically. You may assume all four edges of the grid are all surrounded by water.

Example 1:

11110 11010 11000 00000 Answer: 1

Example 2:

11000 11000 00100 00011 Answer: 3

URL: <https://leetcode.com/problems/number-of-islands/>

```
class Solution:
    # @param {boolean[][]} grid a boolean 2D matrix
    # @return {int} an integer
    def numIslands(self, grid):
        if not grid:
            return 0

        row = len(grid)
        col = len(grid[0])
        used = [[False for j in xrange(col)] for i in xrange(row
)]

        count = 0
        for i in xrange(row):
            for j in xrange(col):
                if grid[i][j] == '1' and not used[i][j]:
                    self.dfs(grid, used, row, col, i, j)
                    count += 1
        return count

    def dfs(self, grid, used, row, col, x, y):
        if grid[x][y] == '0' or used[x][y]:
            return
        used[x][y] = True

        if x != 0:
            self.dfs(grid, used, row, col, x - 1, y)
        if x != row - 1:
            self.dfs(grid, used, row, col, x + 1, y)
        if y != 0:
            self.dfs(grid, used, row, col, x, y - 1)
        if y != col - 1:
            self.dfs(grid, used, row, col, x, y + 1)
```

Merge K Sorted Linked Lists

Merge k sorted linked lists and return it as one sorted list. Analyze and describe its complexity.

URL: <https://leetcode.com/problems/merge-k-sorted-lists/>

```
import heapq
# Definition for singly-linked list.
class ListNode(object):
    def __init__(self, x):
        self.val = x
        self.next = None

class Solution(object):
    def mergeKLists(self, lists):
        """
        :type lists: List[ListNode]
        :rtype: ListNode
        """
        if lists == [] or lists == None:
            return None
        else:
            pq = []
            for i in range(len(lists)):
                if lists[i] != None:
                    item = (lists[i].val, i, lists[i])
                    heapq.heappush(pq, item)

            dummy = ListNode(0)
            p = dummy

            while pq != []:
                heap_item = heapq.heappop(pq)
                p.next = heap_item[2]
                p = p.next
                if heap_item[2].next != None:
                    item = (heap_item[2].next.val, heap_item[1],
heap_item[2].next)
                    heapq.heappush(pq, item)

            return dummy.next
```

Kth Largest Element in an Array

Find the kth largest element in an unsorted array. Note that it is the kth largest element in the sorted order, not the kth distinct element.

For example, Given [3,2,1,5,6,4] and k = 2, return 5.

Note: You may assume k is always valid, $1 \leq k \leq \text{array's length}$

URL: <https://leetcode.com/problems/kth-largest-element-in-an-array/>

```
class Solution(object):
    def findKthLargest(self, nums, k):
        """
        :type nums: List[int]
        :type k: int
        :rtype: int
        """
        if nums == []:
            return nums
        else:
            heap = []
            for i in range(0, k):
                heapq.heappush(heap, (nums[i], i))

            for j in range(k, len(nums)):
                root_element = [entries for entries in heapq.nsmallest(1, heap)][0]
                index_root_element = heap.index(root_element)
                if nums[j] > root_element[0]:
                    heap[index_root_element] = (nums[j], j)
                    heapq.heapify(heap)

            return heapq.heappop(heap)[0]
```

2 Sum II

Given an array of integers that is already sorted in ascending order, find two numbers such that they add up to a specific target number.

The function `twoSum` should return indices of the two numbers such that they add up to the target, where `index1` must be less than `index2`. Please note that your returned answers (both `index1` and `index2`) are not zero-based.

You may assume that each input would have exactly one solution.

Input: `numbers={2, 7, 11, 15}`, `target=9` Output: `index1=1`, `index2=2`

URL: <https://leetcode.com/problems/two-sum-ii-input-array-is-sorted/>

```
class Solution(object):
    def twoSum(self, numbers, target):
        """
        :type numbers: List[int]
        :type target: int
        :rtype: List[int]
        """
        if len(numbers) == 0:
            return [-1]
        else:
            start = 0
            end = len(numbers) - 1
            while start < end:
                curr_sum = numbers[start] + numbers[end]
                if curr_sum == target:
                    return [start+1, end+1]
                elif curr_sum < target:
                    start += 1
                elif curr_sum > target:
                    end -= 1
            return [-1]
```


2 Sum III

Design and implement a TwoSum class. It should support the following operations: add and find.

add - Add the number to an internal data structure. find - Find if there exists any pair of numbers which sum is equal to the value.

For example, add(1); add(3); add(5); find(4) -> true find(7) -> false

URL: <https://leetcode.com/problems/two-sum-iii-data-structure-design/>

```
import collections

class TwoSum(object):

    def __init__(self):
        """
        initialize your data structure here
        """
        self.__num_list = collections.defaultdict(int)

    def add(self, number):
        """
        Add the number to an internal data structure.
        :rtype: nothing
        """
        self.__num_list[number] += 1

    def find(self, value):
        """
        Find if there exists any pair of numbers which sum is equal to the value.
        :type value: int
        :rtype: bool
        """
```



```
        if len(self.__num_list) == 0:
            return False
        else:
            for entries in self.__num_list.keys():
                target = value - entries
                if (target in self.__num_list) and (entries != target or self.__num_list[target] > 1):
                    return True
            return False

if __name__ == "__main__":
    # Your TwoSum object will be instantiated and called as such
    :
    twoSum = TwoSum()
    twoSum.add(0)
    twoSum.add(0)
    print(twoSum.find(0))
```

Contains Duplicate

Given an array of integers, find if the array contains any duplicates. Your function should return true if any value appears at least twice in the array, and it should return false if every element is distinct.

URL: <https://leetcode.com/problems/contains-duplicate/>

```
class Solution(object):
    def containsDuplicate(self, nums):
        """
        :type nums: List[int]
        :rtype: bool
        """
        if not nums:
            return False
        elif len(nums) == 1:
            return False
        else:
            dup_dict = {}

            for entries in nums:
                if entries in dup_dict:
                    return True
                else:
                    dup_dict[entries] = 1
            return False
```

Rotate Array

Rotate an array of n elements to the right by k steps.

For example, with $n = 7$ and $k = 3$, the array $[1,2,3,4,5,6,7]$ is rotated to $[5,6,7,1,2,3,4]$.

Note: Try to come up as many solutions as you can, there are at least 3 different ways to solve this problem.

URL: <https://leetcode.com/problems/rotate-array/>

```
class Solution(object):
    def rotate(self, nums, k):
        """
        :type nums: List[int]
        :type k: int
        :rtype: void Do not return anything, modify nums in-place instead.
        """
        n = len(nums)
        if n < 2 or k == 0:
            pass
        else:
            if k >= n:
                k = k % n
            a = n - k
            self.reverse(nums, 0, a-1)
            self.reverse(nums, a, n-1)
            self.reverse(nums, 0, n-1)

    def reverse(self, nums, start, end):
        i = start
        j = end
        while i < j:
            nums[i], nums[j] = nums[j], nums[i]
            i += 1
            j -= 1

if __name__ == "__main__":
    soln = Solution()
    nums = [1,2,3,4,5,6,7]
    soln.rotate(nums, 3)
    print(nums)
```

3 Sum Smaller

Given an array of n integers `nums` and a `target`, find the number of index triplets i, j, k with $0 \leq i < j < k < n$ that satisfy the condition $\text{nums}[i] + \text{nums}[j] + \text{nums}[k] < \text{target}$.

For example, given `nums = [-2, 0, 1, 3]`, and `target = 2`.

Return 2. Because there are two triplets which sums are less than 2:

`[-2, 0, 1]` `[-2, 0, 3]`

URL: <https://leetcode.com/problems/3sum-smaller/>

```
class Solution(object):
    def threeSumSmaller(self, nums, target):
        """
        :type nums: List[int]
        :type target: int
        :rtype: int
        """
        if len(nums) == 0 or len(nums) == 2 or len(nums) == 1:
            return len([])
        else:
            triplet_list = []
            sorted_nums = sorted(nums)
            for i in range(0, len(nums) - 2):
                start = i + 1
                end = len(nums) - 1
                while start < end:
                    curr_sum = sorted_nums[i] + sorted_nums[start] + sorted_nums[end]
                    if curr_sum == target:
                        end -= 1
                    elif curr_sum < target:
                        triplet = (sorted_nums[i], sorted_nums[start], sorted_nums[end])
                        triplet_list.append(triplet)
                        start += 1
                    elif curr_sum > target:
                        end -= 1
            print(triplet_list)
            #return len([list(entries) for entries in set(triplet_list)])
            return len(triplet_list)

if __name__ == "__main__":
    soln = Solution()
    print(soln.threeSumSmaller([3,1,0,-2], 4))
```

3 Sum Closest

Given an array S of n integers, find three integers in S such that the sum is closest to a given number, $target$. Return the sum of the three integers. You may assume that each input would have exactly one solution.

For example, given array $S = \{-1\ 2\ 1\ -4\}$, and $target = 1$.

The sum that is closest to the target is 2. $(-1 + 2 + 1 = 2)$.

URL: <https://leetcode.com/problems/3sum-closest/>

```
import sys
class Solution(object):
    def threeSumClosest(self, nums, target):
        """
        :type nums: List[int]
        :type target: int
        :rtype: int
        """
        if len(nums) in [0,1,2]:
            return 0
        else:
            min_diff = sys.maxsize
            result = 0
            sorted_nums = sorted(nums)
            for i in range(len(nums)):
                start = i + 1
                end = len(nums) - 1
                while start < end:
                    curr_sum = sorted_nums[i] + sorted_nums[start] + sorted_nums[end]
                    diff = abs(curr_sum - target)
                    if diff == 0:
                        return curr_sum
                    if diff < min_diff:
                        min_diff = diff
                        result = curr_sum
                    if curr_sum <= target:
                        start += 1
                    else:
                        end -= 1
            return result

if __name__ == "__main__":

    soln = Solution()
    print(soln.threeSumClosest([-1, 2, 1, -4], 1))
    print(soln.threeSumClosest([-1, 2, 1, -4], 3))
```


3 Sum

Given an array S of n integers, are there elements a, b, c in S such that $a + b + c = 0$? Find all unique triplets in the array which gives the sum of zero.

Note: The solution set must not contain duplicate triplets.

For example, given array $S = [-1, 0, 1, 2, -1, -4]$,

A solution set is: $[[-1, 0, 1], [-1, -1, 2]]$

URL: <https://leetcode.com/problems/3sum/>

```
class Solution(object):
    def threeSum(self, nums):
        """
        :type nums: List[int]
        :rtype: List[List[int]]
        """
        if len(nums) == 0 or len(nums) == 2 or len(nums) == 1:
            return []
        else:
            sum_zero_list = []
            sorted_nums = sorted(nums)
            for i in range(0, len(nums) - 2):
                start = i + 1
                end = len(nums) - 1
                while start < end:
                    curr_sum = sorted_nums[i] + sorted_nums[start] + sorted_nums[end]
                    if curr_sum == 0:
                        zero_triplet = (sorted_nums[i], sorted_nums[start], sorted_nums[end])
                        sum_zero_list.append(zero_triplet)
                        start += 1
                        end -= 1
                    elif curr_sum < 0:
                        start += 1
                    elif curr_sum > 0:
                        end -= 1

            return [list(entries) for entries in set(sum_zero_list)]

if __name__ == "__main__":
    soln = Solution()
    print(soln.threeSum([-1, 0, 1, 2, -1, -4]))
```

Two Sum

Given an array of integers, return indices of the two numbers such that they add up to a specific target.

You may assume that each input would have exactly one solution.

Example: Given `nums = [2, 7, 11, 15]`, `target = 9`,

Because `nums[0] + nums[1] = 2 + 7 = 9`, return `[0, 1]`.

URL: <https://leetcode.com/problems/two-sum/>

```
class Solution(object):
    def twoSum(self, nums, target):
        """
        :type nums: List[int]
        :type target: int
        :rtype: List[int]
        """
        dict = {}
        for i in range(len(nums)):
            x = nums[i]
            if target-x in dict:
                return (dict[target-x], i)
            dict[x] = i
```

Plus One

Given a non-negative number represented as an array of digits, plus one to the number.

The digits are stored such that the most significant digit is at the head of the list.

URL: <https://leetcode.com/problems/plus-one/>

```
class Solution(object):
    def plusOne(self, digits):
        """
        :type digits: List[int]
        :rtype: List[int]
        """
        if len(digits) <= 0:
            return [0]
        else:
            carry = 1
            i = len(digits)-1
            running_sum = 0
            new_digits = []
            while i >= 0:
                running_sum = digits[i] + carry
                if running_sum >= 10:
                    carry = 1
                else:
                    carry = 0
                new_digits.append(running_sum % 10)
                i -= 1

            if carry == 1:
                new_digits.append(1)
                return new_digits[::-1]
            else:
                return new_digits[::-1]
```


Best Time to Buy and Sell Stock

Say you have an array for which the i th element is the price of a given stock on day i .

If you were only permitted to complete at most one transaction (ie, buy one and sell one share of the stock), design an algorithm to find the maximum profit.

Example 1: Input: [7, 1, 5, 3, 6, 4] Output: 5

max. difference = $6 - 1 = 5$ (not $7 - 1 = 6$, as selling price needs to be larger than buying price) Example 2: Input: [7, 6, 4, 3, 1] Output: 0

In this case, no transaction is done, i.e. max profit = 0.

URL: <https://leetcode.com/problems/best-time-to-buy-and-sell-stock/>

```
class Solution(object):
    def maxProfit(self, prices):
        """
        :type prices: List[int]
        :rtype: int
        """
        if len(prices) == 0:
            return 0
        else:
            max_profit = 0
            min_price = prices[0]
            for i in range(len(prices)):
                profit = prices[i] - min_price
                max_profit = max(profit, max_profit)
                min_price = min(min_price, prices[i])

            return max_profit
```

Shortest Word Distance

Given a list of words and two words word1 and word2, return the shortest distance between these two words in the list.

For example, Assume that words = ["practice", "makes", "perfect", "coding", "makes"].

Given word1 = "coding", word2 = "practice", return 3. Given word1 = "makes", word2 = "coding", return 1.

Note: You may assume that word1 does not equal to word2, and word1 and word2 are both in the list.

URL: <https://leetcode.com/problems/shortest-word-distance/>


```
import sys
class Solution(object):
    def shortestDistance(self, words, word1, word2):
        """
        :type words: List[str]
        :type word1: str
        :type word2: str
        :rtype: int
        """

        word2_positions = []
        word1_positions = []

        for i in range(len(words)):
            if word1 == words[i]:
                word1_positions.append(i)
            if word2 == words[i]:
                word2_positions.append(i)

        min_dist = sys.maxint

        for pos1 in word1_positions:
            for pos2 in word2_positions:
                if abs(pos1 - pos2) < min_dist:
                    min_dist = abs(pos1 - pos2)

        return min_dist
```

Move Zeroes

Given an array `nums`, write a function to move all 0's to the end of it while maintaining the relative order of the non-zero elements.

For example, given `nums = [0, 1, 0, 3, 12]`, after calling your function, `nums` should be `[1, 3, 12, 0, 0]`.

Note: You must do this in-place without making a copy of the array. Minimize the total number of operations.

URL:<https://leetcode.com/problems/move-zeroes/>

```
class Solution(object):
    def moveZeroes(self, nums):
        """
        :type nums: List[int]
        :rtype: void Do not return anything, modify nums in-place instead.
        """

        i = 0
        j = 0
        while j < len(nums):
            if nums[j] == 0:
                j += 1
            else:
                nums[i] = nums[j]
                i += 1
                j += 1

        while i < len(nums):
            nums[i] = 0
            i += 1
```

Contains Duplicate II

Given an array of integers and an integer k , find out whether there are two distinct indices i and j in the array such that $\text{nums}[i] = \text{nums}[j]$ and the difference between i and j is at most k .

URL: <https://leetcode.com/problems/contains-duplicate-ii/>

```
class Solution(object):
    def containsNearbyDuplicate(self, nums, k):
        """
        :type nums: List[int]
        :type k: int
        :rtype: bool
        """
        if not nums:
            return False
        elif len(nums) == 1:
            return False
        elif len(nums) == 2:
            if nums[0] != nums[1]:
                return False
            else:
                if nums[0] == nums[1] and k >= 1:
                    return True
                else:
                    return False
        else:
            index_dict = {}
            for i in range(len(nums)):
                if nums[i] in index_dict:
                    prev_index = index_dict[nums[i]]
                    if i - prev_index <= k:
                        return True
                index_dict[nums[i]] = i
            return False
```


Majority Element

Given an array of size n , find the majority element. The majority element is the element that appears more than $\lfloor n/2 \rfloor$ times.

You may assume that the array is non-empty and the majority element always exist in the array.

URL: <https://leetcode.com/problems/majority-element/>

```
class Solution(object):
    def majorityElement(self, nums):
        """
        :type nums: List[int]
        :rtype: int
        """
        candidate = self.get_candidate(nums)
        candidate_count = 0
        if candidate != None:
            for entries in nums:
                if entries == candidate:
                    candidate_count += 1
            if candidate_count >= len(nums)//2:
                return candidate
            else:
                return None
        else:
            return None

    def get_candidate(self, nums):
        count = 0
        candidate = None
        for entries in nums:
            if count == 0:
                candidate = entries
                count = 1
            else:
                if candidate == entries:
                    count += 1
                else:
                    count -= 1
        if count > 0:
            return candidate
        else:
            return None
```


Remove Duplicates from Sorted Array

Given a sorted array, remove the duplicates in place such that each element appear only once and return the new length.

Do not allocate extra space for another array, you must do this in place with constant memory.

For example, Given input array nums = [1,1,2],

Your function should return length = 2, with the first two elements of nums being 1 and 2 respectively. It doesn't matter what you leave beyond the new length.

URL: <https://leetcode.com/problems/remove-duplicates-from-sorted-array/>

```
class Solution(object):
    def removeDuplicates(self, nums):
        """
        :type nums: List[int]
        :rtype: int
        """
        if len(nums) < 2:
            return len(nums)
        else:
            j = 0
            i = 1
            while i < len(nums):
                if nums[j] == nums[i]:
                    i += 1
                else:
                    j += 1
                    nums[j] = nums[i]
                    i += 1
            return j+1
```


Nested List Weight Sum

Given a nested list of integers, return the sum of all integers in the list weighted by their depth.

Each element is either an integer, or a list -- whose elements may also be integers or other lists.

Example 1: Given the list `[[1,1],2,[1,1]]`, return 10. (four 1's at depth 2, one 2 at depth 1)

Example 2: Given the list `[1,[4,[6]]]`, return 27. (one 1 at depth 1, one 4 at depth 2, and one 6 at depth 3; $1 + 4 \cdot 2 + 6 \cdot 3 = 27$)

URL: <https://leetcode.com/problems/nested-list-weight-sum/>

```
# ""
# This is the interface that allows for creating nested lists.
# You should not implement it, or speculate about its implementation
# ""
#class NestedInteger(object):
#    def isInteger(self):
#        """
#        @return True if this NestedInteger holds a single integer,
#        rather than a nested list.
#        :rtype bool
#        """
#
#    def getInteger(self):
#        """
#        @return the single integer that this NestedInteger holds,
#        if it holds a single integer
#        Return None if this NestedInteger holds a nested list
#        :rtype int
#        """
#
#    def getList(self):
```

```
# """
# @return the nested list that this NestedInteger holds,
# if it holds a nested list
# Return None if this NestedInteger holds a single integer
# :rtype List[NestedInteger]
# """

class Solution(object):
    def depthSum(self, nestedList):
        """
        :type nestedList: List[NestedInteger]
        :rtype: int
        """
        return self.depthSum_helper(nestedList, 1)

    def depthSum_helper(self, nested_list, depth):
        if len(nested_list) == 0 or nested_list == None:
            return 0
        else:
            sum = 0
            for entries in nested_list:
                if entries.isInteger():
                    sum += entries.getInteger()*depth
                else:
                    sum += self.depthSum_helper(entries.getList(
), depth + 1)

            return sum
```

Nested List Weighted Sum II

Given a nested list of integers, return the sum of all integers in the list weighted by their depth.

Each element is either an integer, or a list -- whose elements may also be integers or other lists.

Different from the previous question where weight is increasing from root to leaf, now the weight is defined from bottom up. i.e., the leaf level integers have weight 1, and the root level integers have the largest weight.

Example 1: Given the list `[[1,1],2,[1,1]]`, return 8. (four 1's at depth 1, one 2 at depth 2)

Example 2: Given the list `[1,[4,[6]]]`, return 17. (one 1 at depth 3, one 4 at depth 2, and one 6 at depth 1; $13 + 42 + 6*1 = 17$)

URL: <https://leetcode.com/problems/nested-list-weight-sum-ii/>

Remove Element

Given an array and a value, remove all instances of that value in place and return the new length.

Do not allocate extra space for another array, you must do this in place with constant memory.

The order of elements can be changed. It doesn't matter what you leave beyond the new length.

Example: Given input array `nums = [3,2,2,3]`, `val = 3`

Your function should return `length = 2`, with the first two elements of `nums` being `2`.

URL: <https://leetcode.com/problems/remove-element/>

```
class Solution(object):
    def removeElement(self, nums, val):
        """
        :type nums: List[int]
        :type val: int
        :rtype: int
        """
        if val == []:
            return 0
        else:
            i = 0
            j = 0
            while j < len(nums):
                if nums[j] == val:
                    j += 1
                else:
                    nums[i] = nums[j]
                    i += 1
                    j += 1

            return len(nums[0:i])
```


Intersection of Two Arrays II

Given two arrays, write a function to compute their intersection.

Example: Given `nums1 = [1, 2, 2, 1]`, `nums2 = [2, 2]`, return `[2, 2]`.

Note: Each element in the result should appear as many times as it shows in both arrays. The result can be in any order. Follow up: What if the given array is already sorted? How would you optimize your algorithm? What if `nums1`'s size is small compared to `nums2`'s size? Which algorithm is better? What if elements of `nums2` are stored on disk, and the memory is limited such that you cannot load all elements into the memory at once?

URL: <https://leetcode.com/problems/intersection-of-two-arrays-ii/>

```
class Solution(object):
    def intersect(self, nums1, nums2):
        """
        :type nums1: List[int]
        :type nums2: List[int]
        :rtype: List[int]
        """
        sorted_nums1 = sorted(nums1)
        sorted_nums2 = sorted(nums2)

        i = 0
        j = 0
        intersect_list = []

        while i < len(sorted_nums1) and j < len(sorted_nums2):
            if sorted_nums1[i] < sorted_nums2[j]:
                i += 1
            elif sorted_nums2[j] < sorted_nums1[i]:
                j += 1
            else:
                intersect_list.append(sorted_nums1[i])
                i += 1
                j += 1

        return intersect_list
```

Merge Sorted Arrays

Given two sorted integer arrays `nums1` and `nums2`, merge `nums2` into `nums1` as one sorted array.

Note: You may assume that `nums1` has enough space (size that is greater or equal to $m + n$) to hold additional elements from `nums2`. The number of elements initialized in `nums1` and `nums2` are m and n respectively.

URL: <https://leetcode.com/problems/merge-sorted-array/>


```
class Solution(object):
    def merge(self, nums1, m, nums2, n):
        """
        :type nums1: List[int]
        :type m: int
        :type nums2: List[int]
        :type n: int
        :rtype: void Do not return anything, modify nums1 in-place instead.
        """
        last1 = m - 1
        last2 = n - 1
        last = m + n - 1

        while last1 >= 0 and last2 >= 0:
            if nums1[last1] > nums2[last2]:
                nums1[last] = nums1[last1]
                last1 -= 1
                last -= 1
            else:
                nums1[last] = nums2[last2]
                last2 -= 1
                last -= 1

        while last2 >= 0:
            nums1[last] = nums2[last2]
            last -= 1
            last2 -= 1
```

Reverse Vowels of a String

Write a function that takes a string as input and reverse only the vowels of a string.

Example 1: Given s = "hello", return "holle".

Example 2: Given s = "leetcode", return "leotcede".

Note: The vowels does not include the letter "y".

URL: <https://leetcode.com/problems/reverse-vowels-of-a-string/>

```
class Solution(object):
    def __init__(self):
        self.__vowels = {"a" : True, "e" : True, "i" : True, "o"
: True, "u" : True, "A" : True, "E" : True, "I" : True, "O" : T
rue, "U" : True,}

    def reverseVowels(self, s):
        """
        :type s: str
        :rtype: str
        """
        if s == None or s == "" or len(s) == 1:
            return s
        else:
            i=0
            j = len(s) - 1
            s = list(s)

            while i < j:
                if s[i] not in self.__vowels:
                    i += 1
                    continue
                if s[j] not in self.__vowels:
                    j -= 1
                    continue
                s[i], s[j] = s[j], s[i]
                i += 1
                j -= 1
            return "".join(s)
```

Intersection of Two Arrays

Given two arrays, write a function to compute their intersection.

Example: Given `nums1 = [1, 2, 2, 1]`, `nums2 = [2, 2]`, return `[2]`.

Note: Each element in the result must be unique. The result can be in any order.

URL: <https://leetcode.com/problems/intersection-of-two-arrays/>

```
class Solution(object):
    def intersection(self, nums1, nums2):
        """
        :type nums1: List[int]
        :type nums2: List[int]
        :rtype: List[int]
        """
        nums1 = sorted(nums1)
        nums2 = sorted(nums2)
        intersection = {}
        i = 0
        j = 0
        while i < len(nums1) and j < len(nums2):
            if nums1[i] < nums2[j]:
                i += 1
            elif nums2[j] < nums1[i]:
                j += 1
            else:
                intersection[nums1[i]] = nums1[i]
                i += 1
                j += 1

        return intersection.keys()
```

Container With Most Water

Given n non-negative integers a_1, a_2, \dots, a_n , where each represents a point at coordinate (i, a_i) . n vertical lines are drawn such that the two endpoints of line i is at (i, a_i) and $(i, 0)$. Find two lines, which together with x-axis forms a container, such that the container contains the most water.

Note: You may not slant the container and n is at least 2.

URL: <https://leetcode.com/problems/container-with-most-water/>

```
class Solution(object):
    def maxArea(self, height):
        """
        :type height: List[int]
        :rtype: int
        """
        max_area = 0
        i = 0
        j = len(height) - 1
        while i < j:
            max_area = max(max_area, min(height[i], height[j]) * (
j-i))
            if height[i] < height[j]:
                i += 1
            else:
                j -= 1

        return max_area
```

Given an array of integers where $n > 1$, `nums`, return an array `output` such that `output[i]` is equal to the product of all the elements of `nums` except `nums[i]`.

Solve it **without division** and in $O(n)$.

For example, given `[1, 2, 3, 4]`, return `[24, 12, 8, 6]`.

Follow up:

Could you solve it with constant space complexity? (Note: The output array **does not** count as extra space for the purpose of space complexity analysis.)

URL: <https://leetcode.com/problems/product-of-array-except-self/>

```
class Solution(object):
    def productExceptSelf(self, nums):
        """
        :type nums: List[int]
        :rtype: List[int]
        """
        before = [1]*len(nums)
        after = [1]*len(nums)
        product = [0]*len(nums)

        for i in range(1, len(nums)):
            before[i] = before[i-1]*nums[i-1]

        for i in range(len(nums)-2, -1, -1):
            after[i] = after[i+1]*nums[i+1]

        for i in range(0, len(nums)):
            product[i] = before[i]*after[i]

        return product
```

Given n non-negative integers representing an elevation map where the width of each bar is 1, compute how much water it is able to trap after raining.

For example,

Given `[0, 1, 0, 2, 1, 0, 1, 3, 2, 1, 2, 1]`, return `6`.



The above elevation map is represented by array `[0,1,0,2,1,0,1,3,2,1,2,1]`. In this case, 6 units of rain water (blue section) are being trapped. **Thanks Marcos** for contributing this image!

URL: <https://leetcode.com/problems/trapping-rain-water/>

```
class Solution(object):
    def trap(self, height):
        """
        :type height: List[int]
        :rtype: int
        """
        maxseenright = 0
        maxseenright_arr = [0]*len(height)
        maxseenleft = 0
        rainwater = 0

        for i in range(len(height) - 1, -1, -1):
            if height[i] > maxseenright:
                maxseenright_arr[i] = height[i]
                maxseenright = height[i]
            else:
                maxseenright_arr[i] = maxseenright

        for i in range(0, len(height)):
            rainwater = rainwater + max(min(maxseenright_arr[i],
            maxseenleft) - height[i],0)
            if height[i] > maxseenleft:
                maxseenleft = height[i]

        return rainwater
```


Find the contiguous subarray within an array (containing at least one number) which has the largest sum.

For example, given the array `[-2, 1, -3, 4, -1, 2, 1, -5, 4]` , the contiguous subarray `[4, -1, 2, 1]` has the largest sum = `6` .

URL: <https://leetcode.com/problems/maximum-subarray/>

```
import sys
class Solution(object):
    def maxSubArray(self, nums):
        """
        :type nums: List[int]
        :rtype: int
        """
        if nums == []:
            return 0
        elif len(nums) == 1:
            return nums[0]
        elif len(nums) == 2:
            return max(nums[0], nums[1], nums[0]+nums[1])
        else:
            all_neg = True
            for entries in nums:
                if entries >= 0:
                    all_neg = False
            if all_neg == False:
                curr_sum = 0
                max_sum = - sys.maxsize - 1
                for i in range(len(nums)):
                    curr_sum += nums[i]
                    if curr_sum < 0:
                        curr_sum = 0
                    if curr_sum > max_sum:
                        max_sum = curr_sum
                return max_sum
            else:
                return max(nums)
```


Say you have an array for which the element is the price of a given stock on day i .

Design an algorithm to find the maximum profit. You may complete as many transactions as you like (ie, buy one and sell one share of the stock multiple times). However, you may not engage in multiple transactions at the same time (ie, you must sell the stock before you buy again).

URL: <https://leetcode.com/problems/best-time-to-buy-and-sell-stock-ii/>

```
class Solution(object):
    def maxProfit(self, prices):
        """
        :type prices: List[int]
        :rtype: int
        """
        if prices == []:
            return 0
        else:
            profit = 0
            for i in range(1, len(prices)):
                curr_profit = prices[i] - prices[i-1]
                if curr_profit > 0:
                    profit += curr_profit
            return profit
```

Suppose a sorted array is rotated at some pivot unknown to you beforehand.

(i.e., `0 1 2 4 5 6 7` might become `4 5 6 7 0 1 2`).

Find the minimum element.

You may assume no duplicate exists in the array.

URL: <https://leetcode.com/problems/find-minimum-in-rotated-sorted-array/>

```
class Solution(object):
    def findMin(self, nums):
        """
        :type nums: List[int]
        :rtype: int
        """
        start = 0
        end = len(nums) - 1

        while start < end:
            mid = start + (end - start)// 2
            if nums[mid] >= nums[end]:
                start = mid + 1
            else:
                end = mid
        return nums[start]
```

Given num Rows, generate the firstnum Rows of Pascal's triangle.

For example, given numRows= 5,

Return

```
[
  [1],
  [1,1],
  [1,2,1],
  [1,3,3,1],
  [1,4,6,4,1]
]
```

URL: <https://leetcode.com/problems/pascals-triangle/>

```
class Solution(object):
    def generate(self, numRows):
        """
        :type numRows: int
        :rtype: List[List[int]]
        """
        if numRows <= 0:
            return []

        result = []
        pre = []

        pre.append(1)
        result.append(pre)

        for i in range(0, numRows-1):
            curr = []
            curr.append(1)
            for j in range(0, len(pre)-1):
                curr.append(pre[j]+pre[j+1])
            curr.append(1)
            result.append(curr)
            pre = curr

        return result
```

Given an index k , return the k th row of the Pascal's triangle.

For example, given $k=3$,

Return `[1, 3, 3, 1]` .

Note:

Could you optimize your algorithm to use only $O(k)$ extra space?

URL: <https://leetcode.com/problems/pascals-triangle-ii/>

```
class Solution(object):
    def getRow(self, rowIndex):
        """
        :type rowIndex: int
        :rtype: List[int]
        """
        if rowIndex < 0:
            return []
        elif rowIndex == 0:
            return [1]
        else:
            pre = []
            pre.append(1)
            for i in range(1, rowIndex+1):
                curr = []
                curr.append(1)
                for j in range(0, len(pre) - 1):
                    curr.append(pre[j]+pre[j+1])
                curr.append(1)
                pre = curr

            return pre
```

Given a sorted integer array without duplicates, return the summary of its ranges.

For example, given `[0,1,2,4,5,7]` , return `["0->2", "4->5", "7"]` .

URL: <https://leetcode.com/problems/summary-ranges/>

```
class Solution(object):
    def summaryRanges(self, nums):
        """
        :type nums: List[int]
        :rtype: List[str]
        """
        if nums == []:
            return nums
        elif len(nums) == 1:
            return [str(nums[0])]
        else:
            start = nums[0]
            end = nums[0]
            res = []
            for i in range(1, len(nums)):
                if nums[i] - nums[i-1] == 1:
                    end = nums[i]
                else:
                    res.append(self.to_str(start, end))
                    start = end = nums[i]

            res.append(self.to_str(start, end))

            return res

    def to_str(self, start, end):
        if start == end:
            return str(start)
        else:
            return str(start)+"->"+str(end)
```


Given an array containing n distinct numbers taken from $0, 1, 2, \dots, n$, find the one that is missing from the array.

For example,

Given `nums = [0, 1, 3]` return `2`.

Note:

Your algorithm should run in linear runtime complexity. Could you implement it using only constant extra space complexity?

URL: <https://leetcode.com/problems/missing-number/>

```
class Solution(object):
    def missingNumber(self, nums):
        """
        :type nums: List[int]
        :rtype: int
        """
        if not nums:
            return None
        else:
            xor_prod = 0
            xor_prod_index = 0

            for i in range(len(nums)+1):
                xor_prod_index ^= i

            for i in range(len(nums)):
                xor_prod ^= nums[i]

            return xor_prod ^ xor_prod_index
```

Valid Anagram

Given two strings *s* and *t*, write a function to determine if *t* is an anagram of *s*.

For example, *s* = "anagram", *t* = "nagaram", return true. *s* = "rat", *t* = "car", return false.

Note: You may assume the string contains only lowercase alphabets.

URL: <https://leetcode.com/problems/valid-anagram/>

```
class Solution(object):
    def isAnagram(self, s, t):
        """
        :type s: str
        :type t: str
        :rtype: bool
        """
        if len(s) != len(t):
            return False
        elif sorted(s) == sorted(t):
            return True
        else:
            return False
```

Valid Palindrome

Given a string, determine if it is a palindrome, considering only alphanumeric characters and ignoring cases.

For example, "A man, a plan, a canal: Panama" is a palindrome. "race a car" is not a palindrome.

Note: Have you consider that the string might be empty? This is a good question to ask during an interview.

For the purpose of this problem, we define empty string as valid palindrome.

URL: <https://leetcode.com/problems/valid-palindrome/>

```
import re
class Solution:
    # @param {string} s
    # @return {boolean}
    def isPalindrome(self, s):
        if len(s) == 0:
            return True
        else:
            start = 0
            s = s.lower()
            newS = re.sub(r"[^a-zA-Z0-9]", "", s)
            end = len(newS)-1
            while start < end:
                if newS[start] == newS[end]:
                    start = start + 1
                    end = end - 1
                else:
                    return False
            return True
```

Word Pattern

Given a pattern and a string str, find if str follows the same pattern.

Here follow means a full match, such that there is a bijection between a letter in pattern and a non-empty word in str.

Examples: pattern = "abba", str = "dog cat cat dog" should return true. pattern = "abba", str = "dog cat cat fish" should return false. pattern = "aaaa", str = "dog cat cat dog" should return false. pattern = "abba", str = "dog dog dog dog" should return false. Notes: You may assume pattern contains only lowercase letters, and str contains lowercase letters separated by a single space.

URL: <https://leetcode.com/problems/word-pattern/>

```
class Solution(object):
    def wordPattern(self, pattern, str):
        """
        :type pattern: str
        :type str: str
        :rtype: bool
        """
        if pattern == None or str == None:
            return False
        else:
            len_str = len(str.split(" "))
            len_pattern = len(pattern)
            if len_str != len_pattern:
                return False
            str = str.split(" ")
            lookup = {}
            for i in range(0, len(pattern)):
                s = str[i]
                p = pattern[i]
                if p in lookup:
                    if lookup[p] != s:
                        return False
                else:
                    if s in lookup.values():
                        return False
                    lookup[p] = s
            return True

if __name__ == "__main__":

    pattern = "abba"
    str = "dog cat cat dog"
    soln = Solution()
    print(soln.wordPattern(pattern, str))
```

Valid Parentheses

Given a string containing just the characters '(', ')', '{', '}', '[' and ']', determine if the input string is valid.

The brackets must close in the correct order, "()" and "()[]{}" are all valid but "(" and "([])" are not.

URL: <https://leetcode.com/problems/valid-parentheses/>

```
class Solution:
    # @param {string} s
    # @return {boolean}
    def isValid(self, s):
        if s == []:
            return False
        else:
            stack = []
            balanced = True
            index = 0
            while index < len(s) and balanced:
                symbol = s[index]
                if symbol in "({[":
                    stack.append(symbol)
                else:
                    if stack == []:
                        balanced = False
                    else:
                        top = stack.pop()
                        if not self.matches(top, symbol):
                            balanced = False
                index = index + 1

            if balanced and stack == []:
                return True
            else:
                return False

    def matches(self, open, close):
        openings = "({["
        closings = ")}]"

        return openings.index(open) == closings.index(close)
```

Isomorphic Strings

Given two strings *s* and *t*, determine if they are isomorphic.

Two strings are isomorphic if the characters in *s* can be replaced to get *t*.

All occurrences of a character must be replaced with another character while preserving the order of characters. No two characters may map to the same character but a character may map to itself.

For example, Given "egg", "add", return true.

Given "foo", "bar", return false.

Given "paper", "title", return true.

Note: You may assume both *s* and *t* have the same length.

URL: <https://leetcode.com/problems/isomorphic-strings/>


```
class Solution(object):
    def isIsomorphic(self, s, t):
        """
        :type s: str
        :type t: str
        :rtype: bool
        """
        if s == None or t == None:
            return False
        elif s == "" and t == "":
            return True
        else:
            if len(s) != len(t):
                return False

            lookup = {}
            for i in range(0, len(s)):
                c1 = s[i]
                c2 = t[i]

                if c1 in lookup:
                    if lookup[c1] != c2:
                        return False
                else:
                    if c2 in lookup.values():
                        return False
                    lookup[c1] = c2

            return True
```

Reverse String

Write a function that takes a string as input and returns the string reversed.

Example: Given s = "hello", return "olleh".

URL: <https://leetcode.com/problems/reverse-string/>

```
class Solution(object):
    def reverseString(self, s):
        """
        :type s: str
        :rtype: str
        """

        current_str = [char for char in s]

        i = 0
        j = len(s) - 1

        while i < j:
            temp = current_str[i]
            current_str[i] = current_str[j]
            current_str[j] = temp
            j -= 1
            i += 1

        return "".join(current_str)
```

Sum of Two Integers

Calculate the sum of two integers a and b, but you are not allowed to use the operator + and -.

Example: Given a = 1 and b = 2, return 3.

URL: <https://leetcode.com/problems/sum-of-two-integers/>

```
class Solution(object):
    def getSum(self, a, b):
        """
        :type a: int
        :type b: int
        :rtype: int
        """
        if b == 0:
            return a
        sum = a ^ b
        carry = (a & b) << 1
        return self.getSum(sum, carry)
```

Single Number

Given an array of integers, every element appears twice except for one. Find that single one.

Note: Your algorithm should have a linear runtime complexity. Could you implement it without using extra memory?

URL: <https://leetcode.com/problems/single-number/>

```
class Solution(object):
    def singleNumber(self, nums):
        """
        :type nums: List[int]
        :rtype: int
        """
        if len(nums) == 0:
            return None
        elif len(nums) == 1:
            return nums[0]
        else:
            xor_prod = 0
            for entries in nums:
                xor_prod ^= entries

            return xor_prod
```

Reverse Integer

Reverse digits of an integer.

Example1: x = 123, return 321 Example2: x = -123, return -321

click to show spoilers.

Have you thought about this? Here are some good questions to ask before coding. Bonus points for you if you have already thought through this!

If the integer's last digit is 0, what should the output be? ie, cases such as 10, 100.

Did you notice that the reversed integer might overflow? Assume the input is a 32-bit integer, then the reverse of 1000000003 overflows. How should you handle such cases?

For the purpose of this problem, assume that your function returns 0 when the reversed integer overflows.

URL: <https://leetcode.com/problems/reverse-integer/>

```
import sys
class Solution(object):
    def reverse(self, x):
        """
        :type x: int
        :rtype: int
        """
        if x < 0:
            return -self.reverse(-x)

        result = 0
        while x:
            result = result * 10 + x % 10
            x /= 10
        return result if result <= 0x7fffffff else 0
```


Palindrome Number

Determine whether an integer is a palindrome. Do this without extra space.

click to show spoilers.

Some hints: Could negative integers be palindromes? (ie, -1)

If you are thinking of converting the integer to string, note the restriction of using extra space.

You could also try reversing an integer. However, if you have solved the problem "Reverse Integer", you know that the reversed integer might overflow. How would you handle such case?

There is a more generic way of solving this problem.

URL: <https://leetcode.com/problems/palindrome-number/>

```
class Solution(object):
    def isPalindrome(self, x):
        """
        :type x: int
        :rtype: bool
        """
        if x < 0:
            return False

        rev = 0
        copy = x
        while copy != 0:
            rev = rev*10 + copy%10
            copy = copy/10
        if rev == x:
            return True
        else:
            return False
```


Pow(x,n)

Implement pow(x, n).

```
class Solution(object):
    def myPow(self, x, n):
        """
        :type x: float
        :type n: int
        :rtype: float
        """
        if n < 0:
            return 1/self.power(x, -n)
        else:
            return self.power(x, n)

    def power(self, x, n):
        if n == 0:
            return 1

        v = self.power(x, n//2)

        if n % 2 == 0:
            return v * v
        else:
            return v * v * x
```

Subsets

Given a set of distinct integers, `nums`, return all possible subsets.

Note: The solution set must not contain duplicate subsets.

For example, If `nums = [1,2,3]`, a solution is:

[[3], [1], [2], [1,2,3], [1,3], [2,3], [1,2], []]

URL: <https://leetcode.com/problems/subsets/>

Solution1:

```
class Solution(object):
    def subsets(self, S):
        def dfs(depth, start, valuelist):
            res.append(valuelist)
            if depth == len(S): return
            for i in range(start, len(S)):
                dfs(depth+1, i+1, valuelist+[S[i]])
        S.sort()
        res = []
        dfs(0, 0, [])
        return res
```

Solution2:

```
class Solution(object):
    def subsets(self, nums):
        """
        :type nums: List[int]
        :rtype: List[List[int]]
        """
        n = 1 << len(nums)
        result = []
        for i in range(0, n):
            subset = self.convert(i, nums)
            result.append(subset)

        return result

    def convert(self, i, nums):
        k = i
        index = 0
        res = []
        while k > 0:
            if (k & 1) == 1:
                res.append(nums[index])

            k >>= 1
            index += 1
        return res
```

Subsets II

Given a collection of integers that might contain duplicates, `nums`, return all possible subsets.

Note: The solution set must not contain duplicate subsets.

For example, If `nums = [1,2,2]`, a solution is:

[[2], [1], [1,2,2], [2,2], [1,2], []]

URL: <https://leetcode.com/problems/subsets-ii/>

```
class Solution(object):
    def subsetsWithDup(self, nums):
        """
        :type nums: List[int]
        :rtype: List[List[int]]
        """
        n = 1 << len(nums)
        result = []
        for i in range(0, n):
            subset = self.convert(i, nums)
            result.append(tuple(sorted(subset)))

        result = set(result)
        return [list(entries) for entries in result]

    def convert(self, i, nums):
        k = i
        index = 0
        res = []
        while k > 0:
            if (k & 1) == 1:
                res.append(nums[index])


            k >>= 1
            index += 1
        return res
```


Power of Three

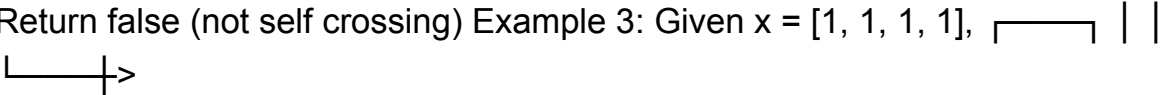
Self Crossing

You are given an array x of n positive numbers. You start at point $(0,0)$ and moves $x[0]$ metres to the north, then $x[1]$ metres to the west, $x[2]$ metres to the south, $x[3]$ metres to the east and so on. In other words, after each move your direction changes counter-clockwise.

Write a one-pass algorithm with $O(1)$ extra space to determine, if your path crosses itself, or not.

Example 1: Given $x = [2, 1, 1, 2]$, 

Return true (self crossing) Example 2: Given $x = [1, 2, 3, 4]$, 

Return false (not self crossing) Example 3: Given $x = [1, 1, 1, 1]$, 

Return true (self crossing)

URL: <https://leetcode.com/problems/self-crossing/>

```
class Solution(object):
    def isSelfCrossing(self, x):
        """
        :type x: List[int]
        :rtype: bool
        """
        if x == None or len(x) <= 3:
            return False
        else:
            for i in range(3, len(x)):
                if (x[i-3] >= x[i-1]) and (x[i-2] <= x[i]):
                    return True
                if (i >= 4) and (x[i-4] + x[i] >= x[i-2]) and (x
[i-3] == x[i-1]):
                    return True
                if (i>=5) and (x[i-5] <= x[i-3]) and (x[i-4] <=
x[i-2]) and (x[i-1] <= x[i-3]) and (x[i-1] >= x[i-3] - x[i-5]) a
nd (x[i] >= x[i-2] - x[i-4]) and (x[i] <= x[i-2]):
                    return True

            return False
```


Paint Fence

There is a fence with n posts, each post can be painted with one of the k colors.

You have to paint all the posts such that no more than two adjacent fence posts have the same color.

Return the total number of ways you can paint the fence.

Note: n and k are non-negative integers.

URL: <https://leetcode.com/problems/paint-fence/>

```
class Solution(object):
    def numWays(self, n, k):
        """
        :type n: int
        :type k: int
        :rtype: int
        """
        dp = [0, k, k*k, 0]
        if n <= 2:
            return dp[n]
        for i in range(2, n):
            dp[3] = (k-1)*(dp[1] + dp[2])
            dp[1] = dp[2]
            dp[2] = dp[3]

        return dp[3]
```

Bulb Switcher

There are n bulbs that are initially off. You first turn on all the bulbs. Then, you turn off every second bulb. On the third round, you toggle every third bulb (turning on if it's off or turning off if it's on). For the i th round, you toggle every i bulb. For the n th round, you only toggle the last bulb. Find how many bulbs are on after n rounds.

Example:

Given $n = 3$.

At first, the three bulbs are [off, off, off]. After first round, the three bulbs are [on, on, on]. After second round, the three bulbs are [on, off, on]. After third round, the three bulbs are [on, off, off].

So you should return 1, because there is only one bulb is on.

URL: <https://leetcode.com/problems/bulb-switcher/>

```
import math
class Solution(object):
    def bulbSwitch(self, n):
        """
        :type n: int
        :rtype: int
        """
        return int(math.sqrt(n))
```

Nim Game

You are playing the following Nim Game with your friend: There is a heap of stones on the table, each time one of you take turns to remove 1 to 3 stones. The one who removes the last stone will be the winner. You will take the first turn to remove the stones.

Both of you are very clever and have optimal strategies for the game. Write a function to determine whether you can win the game given the number of stones in the heap.

For example, if there are 4 stones in the heap, then you will never win the game: no matter 1, 2, or 3 stones you remove, the last stone will always be removed by your friend.

Hint:

If there are 5 stones in the heap, could you figure out a way to remove the stones such that you will always be the winner?

URL: <https://leetcode.com/problems/nim-game/>

```
class Solution(object):
    def canWinNim(self, n):
        """
        :type n: int
        :rtype: bool
        """
        return n%4 != 0
```

Rotate Image

You are given an $n \times n$ 2D matrix representing an image.

Rotate the image by 90 degrees (clockwise).

Follow up: Could you do this in-place?

URL: <https://leetcode.com/problems/rotate-image/>

```
class Solution(object):
    def rotate(self, matrix):
        """
        :type matrix: List[List[int]]
        :rtype: void Do not return anything, modify matrix in-place instead.
        """
        if matrix == None or matrix == []:
            pass
        else:
            n = len(matrix)
            for layer in range(0, n//2):
                first = layer
                last = n - 1 - layer
                for i in range(first, last):
                    offset = i - first
                    top = matrix[first][i]
                    matrix[first][i] = matrix[last - offset][first]
                    matrix[last - offset][first] = matrix[last][last - offset]
                    matrix[last][last - offset] = matrix[i][last]
                    matrix[i][last] = top
```

Set Matrix Zeroes

Given a $m \times n$ matrix, if an element is 0, set its entire row and column to 0. Do it in place.

click to show follow up.

Follow up: Did you use extra space? A straight forward solution using $O(mn)$ space is probably a bad idea. A simple improvement uses $O(m + n)$ space, but still not the best solution. Could you devise a constant space solution?

URL: <https://leetcode.com/problems/set-matrix-zeroes/>

```
class Solution(object):
    def setZeroes(self, matrix):
        """
        :type matrix: List[List[int]]
        :rtype: void Do not return anything, modify matrix in-place instead.
        """
        if matrix == None or len(matrix) == 0:
            pass
        elif len(matrix) == 1 and len(matrix[0]) == 1:
            pass
        else:
            rows_with_0 = [False]*len(matrix)
            cols_with_0 = [False]*len(matrix[0])
            for i in range(len(matrix)):
                for j in range(len(matrix[0])):
                    if matrix[i][j] == 0:
                        rows_with_0[i] = True
                        cols_with_0[j] = True

            for i in range(len(matrix)):
                for j in range(len(matrix[0])):
                    if rows_with_0[i] or cols_with_0[j]:
                        matrix[i][j] = 0
```

Constant Space Solution:

```
class Solution(object):
    def setZeroes(self, matrix):
        """
        :type matrix: List[List[int]]
        :rtype: void Do not return anything, modify matrix in-place instead.
        """
        first_row = False
        first_col = False

        for j in range(len(matrix[0])):
            if matrix[0][j] == 0:
                first_row = True

        for i in range(len(matrix)):
            if matrix[i][0] == 0:
                first_col = True

        for i in range(1, len(matrix)):
            for j in range(1, len(matrix[0])):
                if matrix[i][j] == 0:
                    matrix[i][0] = 0
                    matrix[0][j] = 0

        for i in range(1, len(matrix)):
            for j in range(1, len(matrix[0])):
                if matrix[i][0] == 0 or matrix[0][j] == 0:
                    matrix[i][j] = 0

        if first_col:
            for i in range(len(matrix)):
                matrix[i][0] = 0

        if first_row:
            for i in range(len(matrix[0])):
                matrix[0][i] = 0
```


Search a 2D Matrix

Write an efficient algorithm that searches for a value in an $m \times n$ matrix. This matrix has the following properties:

Integers in each row are sorted from left to right. The first integer of each row is greater than the last integer of the previous row. For example,

Consider the following matrix:

[[1, 3, 5, 7], [10, 11, 16, 20], [23, 30, 34, 50]] Given target = 3, return true.


```
class Solution(object):
    def searchMatrix(self, matrix, target):
        """
        :type matrix: List[List[int]]
        :type target: int
        :rtype: bool
        """
        if matrix == []:
            return False
        else:
            no_rows = len(matrix)
            no_cols = len(matrix[0])

            #get the first element and the last element of the m
matrix
            #compare it with the target
            if target < matrix[0][0] or target > matrix[no_rows-
1][no_cols-1]:
                return False

            r = 0
            c = no_cols - 1
            while r < no_rows and c >= 0:
                if target == matrix[r][c]:
                    return True
                elif target > matrix[r][c]:
                    r += 1
                elif target < matrix[r][c]:
                    c -= 1
            return False
```

Search a 2D Matrix II

Write an efficient algorithm that searches for a value in an $m \times n$ matrix. This matrix has the following properties:

Integers in each row are sorted in ascending from left to right. Integers in each column are sorted in ascending from top to bottom. For example,

Consider the following matrix:

[[1, 4, 7, 11, 15], [2, 5, 8, 12, 19], [3, 6, 9, 16, 22], [10, 13, 14, 17, 24], [18, 21, 23, 26, 30]] Given target = 5, return true.

Given target = 20, return false.

URL: <https://leetcode.com/problems/search-a-2d-matrix-ii/>

```
class Solution(object):
    def searchMatrix(self, matrix, target):
        """
        :type matrix: List[List[int]]
        :type target: int
        :rtype: bool
        """
        if matrix == []:
            return False
        else:
            no_rows = len(matrix)
            no_cols = len(matrix[0])

            if target < matrix[0][0] or target > matrix[no_rows-
1][no_cols-1]:
                return False
            else:
                r = 0
                c = no_cols-1

                while r < no_rows and c >=0:
                    if matrix[r][c] == target:
                        return True
                    elif target > matrix[r][c]:
                        r += 1
                    elif target < matrix[r][c]:
                        c -= 1
                return False
```

Spiral Matrix

Given a matrix of $m \times n$ elements (m rows, n columns), return all elements of the matrix in spiral order.

For example, Given the following matrix:

`[[1, 2, 3], [4, 5, 6], [7, 8, 9]]` You should return `[1,2,3,6,9,8,7,4,5]`.

URL: <https://leetcode.com/problems/spiral-matrix/>

```
class Solution(object):
    def spiralOrder(self, matrix):
        """
        :type matrix: List[List[int]]
        :rtype: List[int]
        """
        if matrix == None or matrix == []:
            return matrix
        else:
            #no of rows
            m = len(matrix)
            #no of columns
            n = len(matrix[0])
            #starting row
            k = 0
            #starting column
            l = 0

            #spiral order matrix
            spiral = []

            while k < m and l < n:
                #print the first row from the remaining rows
                for i in range(l, n):
                    spiral.append(matrix[k][i])
                k += 1

                #print the last column from the remaining column
```

```
s
    for i in range(k, m):
        spiral.append(matrix[i][n-1])
    n -= 1

    #print the last row from the remaining rows
    if k < m:
        for i in range(n-1, l-1, -1):
            spiral.append(matrix[m-1][i])

        m -= 1

    #print the first column from the remaining column
ns
    if l < n:
        for i in range(m-1, k-1, -1):
            spiral.append(matrix[i][l])

        l += 1

return spiral
```

Spiral Matrix II

Given an integer n , generate a square matrix filled with elements from 1 to n^2 in spiral order.

For example, Given $n = 3$,

You should return the following matrix: $[[1, 2, 3], [8, 9, 4], [7, 6, 5]]$

URL: <https://leetcode.com/problems/spiral-matrix-ii/>

```
class Solution(object):
    def generateMatrix(self, n):
        """
        :type n: int
        :rtype: List[List[int]]
        """
        if n == 0:
            return []
        elif n == 1:
            return [[1]]
        else:
            #no of rows
            r = n
            #no of columns
            c = n
            #start of row
            k = 0
            #start of column
            l = 0

            #allocate a square matrix with all zeros
            matrix = [[0 for j in range(c)] for i in range(r)]
            #counter for the elements
            count = 1

            while k < r and l < c:
                #fill the first row
                for i in range(l, c):
```

```
        matrix[k][i] = count
        count += 1

    k += 1

    #fill the last column
    for i in range(k, r):
        matrix[i][c-1] = count
        count += 1

    c -= 1

    #fill the last row
    if k < r:
        for i in range(c-1, l-1, -1):
            matrix[r-1][i] = count
            count += 1
        r -= 1

    #fill the first column
    if l < c:
        for i in range(r-1, k-1, -1):
            matrix[i][l] = count
            count += 1
        l += 1

    return matrix
```


LRU Cache

Design and implement a data structure for Least Recently Used (LRU) cache. It should support the following operations: `get` and `set` .

`get(key)` - Get the value (will always be positive) of the key if the key exists in the cache, otherwise return -1.

`set(key, value)` - Set or insert the value if the key is not already present.

When the cache reached its capacity, it should invalidate the least recently used item before inserting a new item.

```
class LRUCache(object):

    def __init__(self, capacity):
        """
        :type capacity: int
        """
        self.capacity = capacity
        self.cache = OrderedDict()

    def get(self, key):
        """
        :rtype: int
        """
        if key in self.cache:
            value = self.cache.pop(key)
            self.cache[key] = value
            return value
        else:
            return -1

    def set(self, key, value):
        """
        :type key: int
        :type value: int
        :rtype: nothing
        """
        if len(self.cache) >= self.capacity and key not in self.
cache:
            self.cache.popitem(last=False)
            self.cache[key] = value
        else:
            if key in self.cache:
                self.cache.pop(key)
                self.cache[key] = value
            else:
                self.cache[key] = value
```

