


Brochure

Work.



wortell



You want to replace your obsolete equipment with new solutions, so people can collaborate in the best possible ways. The truth is, your organization looked different when you set up your existing environment. The business department's needs have changed, and you require certain tools to adjust and optimize your processes accordingly. Especially these days, when working anytime, anywhere is more relevant than ever, you have to offer flexibility in terms of the workplace.

But how do you set up a modern workplace in the first place? If you organize everything yourself, you'll put a heavy burden on your employees' shoulders. Moreover, you should carefully consider the costs. How will you pay for everything? Will you make a large one-time purchase or choose a solution for which you'll pay a monthly recurring fee?

The solution: Work

Work offers state-of-the-art technology while focusing on human beings. But what exactly is Work? Briefly put, it's a workplace that is delivered as a service. This means Wortell will make sure you're always up to date — which is why non-compliance will never be an issue again. There's no need to worry about security: the workplace is constantly optimally secured.



This is Work.

Core



Microsoft 365



App launcher



Identity & Access Management



Debble




Security



Azure out of the Box



Automate and manage



Work M8.

Hardware

Licenses

Support

Digitaal Vitaal

Self service

Support

ServiceNow

The modern workplace: an explanation, please!

Does 'the workplace' sound a bit abstract to you? Let's make the term more specific. WORK stands for a workplace based on Microsoft 365, which we provide in physical and virtual forms. This means your employees will get a fully installed laptop including Office applications and the required software licenses. As we've standardized and automated the configuration of the workplace, we can configure the entire environment according to our standards (that are based on best practices) with one press of the button.



Adoption: not a choice, but a must

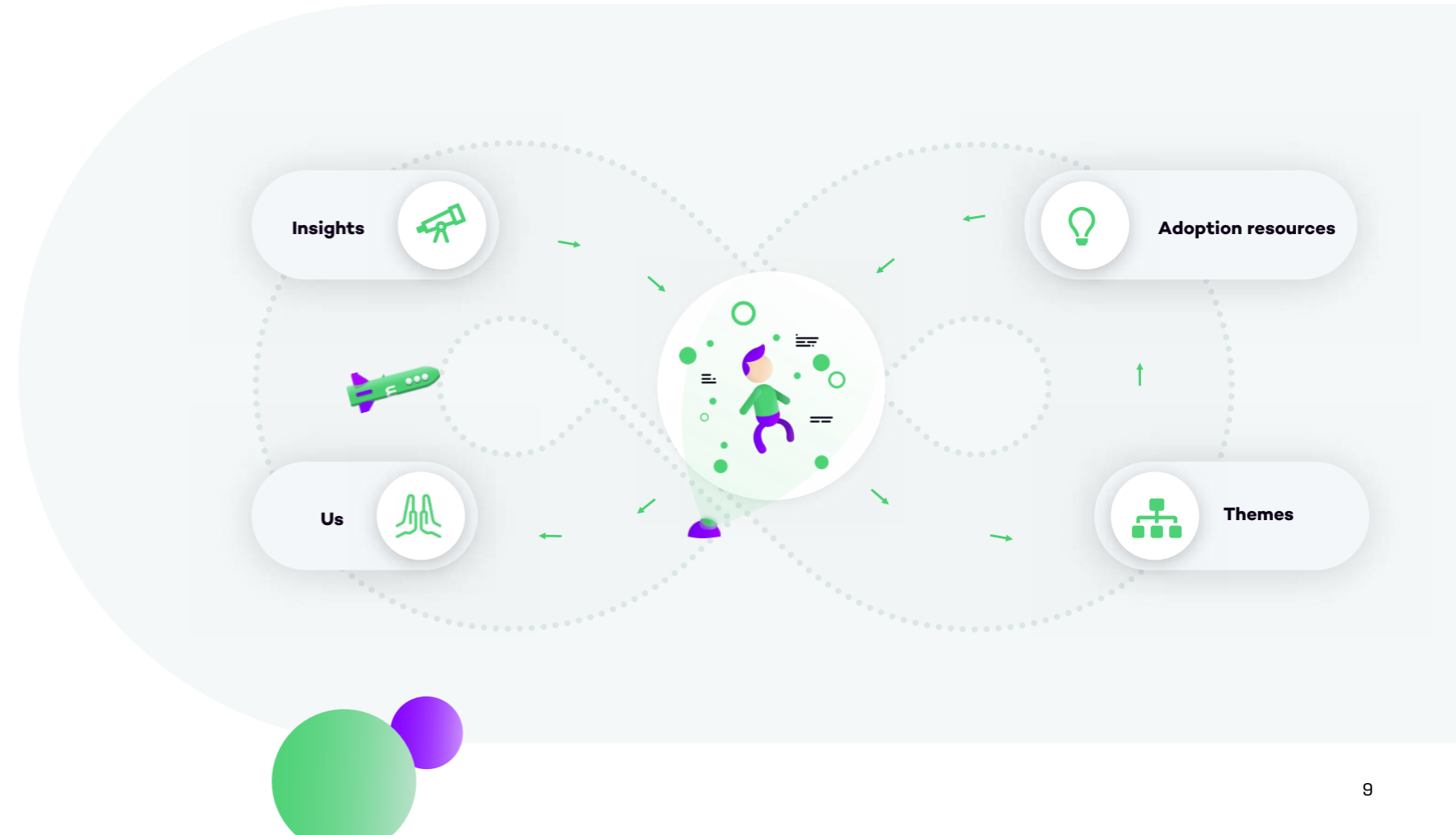
If you opt for Work, we will always help your end users adopt it — it's not possible to purchase Work without adoption. For only if they understand and embrace the technology involved, your organization will get the most out of it. How does this work in practice? First of all, employees can use our chatbot JIM, a digital assistant who has extensive knowledge of Office 365 and Office applications. JIM is available 24/7 to answer employees' questions about these applications. As a result, they are more likely to accept the workplace, and IT is under less pressure. To ensure a quick start, we've added JIM to Microsoft Teams!

Furthermore, employees can independently organize a ton of stuff through a self-service portal. For example, it's possible for them to request access to a certain folder or add Photoshop to a laptop. So, the portal is useful to the IT organization and the end user.

Continuous 'adoption circle'

Our adoption approach is the key to the success of your workplace. So, at Wortell, adoption is a continuous process rather than a one-time service. Through our Digitaal Vitaal program, we will constantly provide you with interesting knowledge and facts regarding the tools you use. We will train employees based on their roles in the organization and their individual digital literacy. To this end, we'll also work with ambassadors, a small group of trailblazers within your organization whom we will train to transfer knowledge to their co-workers.

To make everything as specific as possible, we will work with various scenarios that fall under seven themes. We'll request input from your employees at regular intervals to test if we're on the right track and determine the next steps we should take. The adoption circle always continues based on clear insights!





How do we work?

The standard approach we use to get your environment up and running has a suitable name: 'Get to Work.' During this short-term process, we will jointly map out your situation based on the standard we've created. The dot on the horizon isn't blurred — we know exactly what we aim to achieve. We don't have to reinvent the wheel. All we will do is join hands with you and get the ball rolling. How? By properly coordinating certain things with you:

1. Standardized set of personas

After determining what your organization looks like, we'll decide which personas are relevant to you.

2. The rollout

Every employee uses certain core applications on a daily basis. We'll include all these applications in the persona profiles to roll out the workplace in a fast, proper way using Get to Work.



If you want the best modern workplace, you should opt for Wortell. Why?

- **We work with a dedicated product team**
Wortell isn't the average project organization. Our dedicated product team works on WORK full time. This is the only way we can deliver on our promise: we truly provide a flawless solution in the cloud.
- **Adoption is essential**
We believe technology empowers people. That is why adoption is a standard element of the product team's approach. This way, the successful use of the modern workplace will get the attention it deserves.
- **Support is incorporated into the standard approach**
As we want to provide you with the best possible service, part of the support organization is also incorporated into the product team. So, as a customer, you can always interact with the people who are actually responsible for the product. It's an efficient approach!





What will Work do for you?

Bridging the knowledge gap

There has been a huge gap between the knowledge required to handle tools and an organization's actual in-house knowledge for a long time. This knowledge gap mainly manifests itself among end users, who lack the knowledge to make the most of all possibilities and therefore ask IT how to use certain tools. But IT doesn't have enough time for the business department, because basic IT services take up too much time.

Furthermore, the IT organization also contends with the knowledge gap: the Microsoft cloud environment is intricate, comprehensive, and subject to change, and the average organization can't keep up with it. And this shouldn't be a priority. After all, your organization prefers to optimize its core business over providing IT services to the internal customer. Based on the results, you also want to innovate — which is only possible if you're familiar with all the options.



Focusing on your core business

WORK provides you with a myriad of possibilities to handle daily work in a much smarter way. After all, you'll work with Microsoft 365, which offers a wide range of modern tools. As Wortell will become an extension of your IT organization, you will receive the necessary help in using these tools. And your internal IT organization will shift focus: it will direct outsourcing partners as well as the internal organization. This means you will be able to focus on what's most important to you: your core business.

Here's what Wortell will do for you:

- We will keep the employees' workplace up to date by implementing Microsoft's latest changes.
- We'll take care of transaction processes, the onboarding of new employees, and lost laptops.
- If a new employee needs a device, we will make sure it's delivered in a timely, turnkey manner.
- If the first-line support team can't offer a solution, we will provide second- and third-line support.
- We'll help employees to properly use the tools they've been provided with.
- We'll completely take over management based on an SLA.

What about the costs?

They're transparent. You will pay per user per month. The costs depend on the level of a user's profile — we distinguish between 'light' and 'regular' computer use.

It's extremely easy to scale up and down. This means costs scale along with your organization's growth or shrinkage.

In any case, you won't have to make a large, one-time investment: there are no project costs, as we will help you on a continuous basis!

Curious about the costs you'd incur? We are happy to fill out a calculator with you, discussing the variables. This will provide you with a clear overview of what your new workplace will cost.







Work with Wortell: why?

The best of both worlds

WORK enables you to create added value for your business, so you can gain an edge over your competitors. If you collaborate with Wortell, you'll get the best of both worlds: we've built rock-solid technology based on best practices and years of experience, but you will always be able to operate everything if necessary.

Track record, certifications, and Microsoft Partner of the Year

Our people speak your language. We have supported business departments with technology since 1997, based on a firm belief that we should help organizations gain a competitive edge. Our drive is reflected in a significant track record and a lot of important certifications. Furthermore, Wortell was named Microsoft Partner of the Year several times.



Favorable, clear cost-benefit picture
Your investment will truly pay off, as your organization will be able to fully focus on the core business. And we like transparency. On each January 1st, we will tell you exactly what your workplace will cost, and we won't change this amount. This will make it a lot easier to estimate the budget.



We empower people. That's Wortell's mission, and it's the reason why we — and our 250 co-workers — wear a smile on our faces every day when we go to work. At Wortell, we aim to minimize the gap between the endless possibilities that are available to us and the extent to which people and companies seize them. We provide people with the technology and skills required to be successful in their jobs. How can we help your organization?

Discover at www.wortell.com

Schipholweg 641
1175 KP Lijnden
Nederland

www.wortell.nl
info@wortell.nl
020 7505050

**Schipholweg 641
1175KP Lijnden**



wortell