



# Wyse-Envision Video Analytic System

*Empowering Actionable Insights with **Vision AI***

**WyseTime** transforms video and images into strategic intelligence & actionable insights to revolutionize your business.

# About Company

WyseTime leverages cutting-edge AI and computer vision to deliver transformative video analytics solutions across diverse industries, enhancing safety, efficiency, and data-driven decision-making.

# Problem Statement

## **Traffic**

Traffic congestion and inefficient traffic management hinder urban mobility, requiring advanced analytics to optimize flow and enhance safety. The current manual traffic data collection solution is inaccurate and inadequate.

## **Retail**

In physical retail environments, customer traffic is as crucial as online page views for business success. Retailers struggle with underutilized data from customer footfall, needing insights into shopper behavior to boost sales and improve store layouts.

## **Factory and Warehouse**

Manufacturing inefficiencies and safety risks persist due to a lack of real-time monitoring and analytics of operational processes and worker movements.

# Vision and Mission

## Vision

To be the global leader in video analytics, transforming data into actionable insights that enhance safety, efficiency, and sustainability across multiple industries.

## Mission

WyseTime's mission is to empower organizations by providing cutting-edge video analytics solutions that drive decision-making through precision, innovation, and reliable data, enhancing operational effectiveness and improving quality of life in urban environments.





# Business Outcomes

## Traffic

- **Reduced Congestion:** Traffic management systems enhanced with **WyseTraffic** analytics have reduced traffic congestion by up to 30%, significantly decreasing travel times.
- **Improved Safety:** Advanced traffic monitoring has led to a 25% reduction in road incidents due to timely detection and response to hazardous conditions.

## Retail

- **Increased Sales:** Retailers using **WyseRetail** analytics report a 10% increase in sales due to optimized store layouts and targeted marketing strategies.
- **Customer Retention:** Implementation of personalized shopping experiences has improved customer retention rates by 10%.

## Factory and Warehouse

- **Accident Reduction:** Factories equipped with **WyseSafety** monitoring solutions have seen a 30% reduction in workplace accidents due to proactive hazard detection and alerts.
- **Compliance Rates:** Implementation of automated compliance monitoring with WyseTime technology has improved regulatory compliance by over 30%, reducing fines and downtime.

# WyseRetail

WyseRetail stands as a premier people counting solution, crafted to monitor, follow, and evaluate your customer flow, delivering analytical insights crucial for your marketing and operations teams.

Detect essential customer behaviors like visit frequency, engagement duration, and queuing patterns. By gaining a deeper insight into your customers' experiences, you can consistently prioritize their needs.

# Value Proposition

- Reduce theft/Loss by proactive intervention
- Automatic alert when a known shoplifter enters your store
- Ability to know about your customer even mask-on
- Ability to monitor staff removing known thieves upon entry
- Monitor staff arrival and departure times
- Straightforward installation
- Ability to monitor and report on unwanted visitors

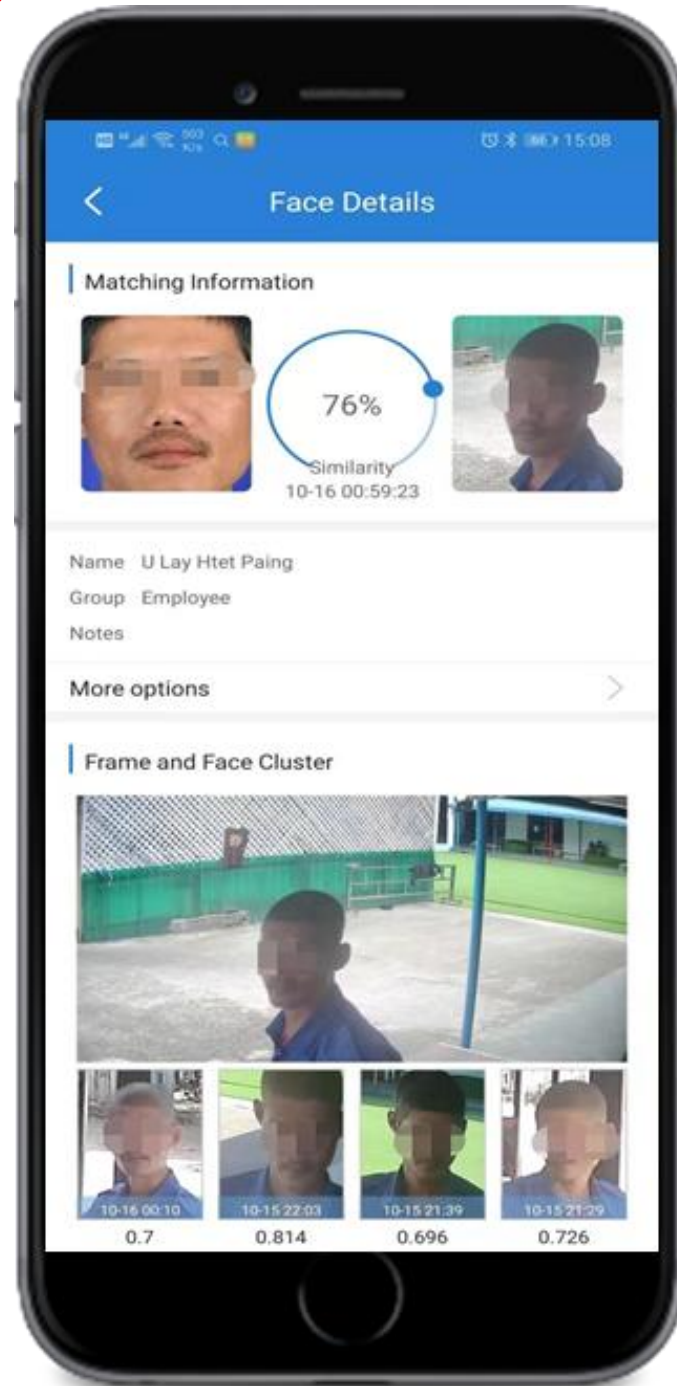
# Features



- Facial Recognition
- Foot Traffic Report
- Age/Gender Recognition
- VIP Customer Identification
- Blacklist (Thieves) Identification
- Real-time Watching Monitoring Video on App/Web
- Real-time View of Management Data On APP/Web
- People Forehead Temperature Measurement Data on Web
- Attendance Report Data on Web
- Access Records Data on App/Web



# Application Scenario



Surveillance

Name: Harry  
Type: VIP  
Gender: Male  
Age: 31  
Visiting Record: 2019.7.6  
13:00  
Number of Visiting : 3

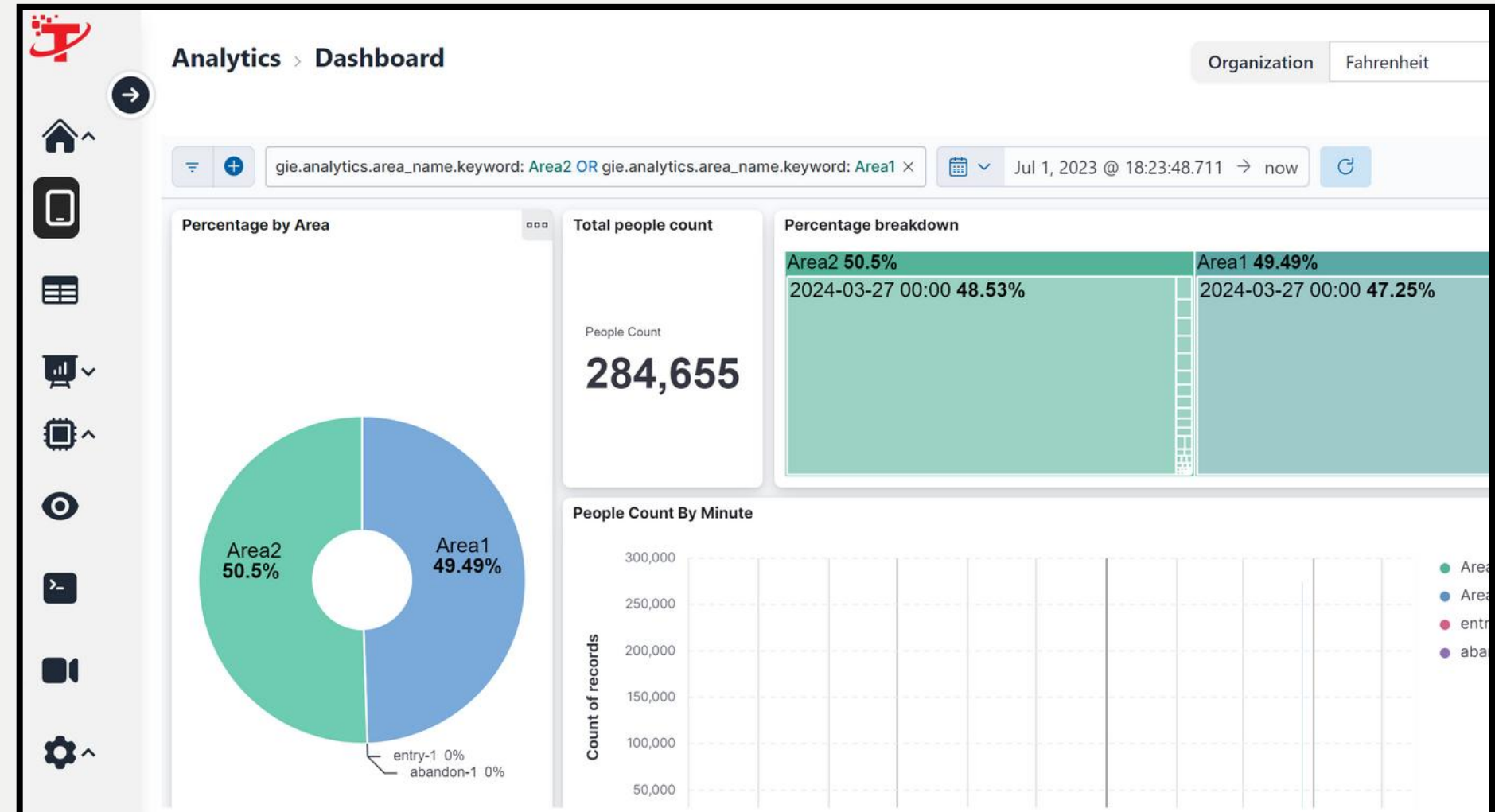


VIP Recognition

# Application Scenario



Customer Profile Analytics



Footage Traffic Counting

- Real-time people flow statistics, instantly feedback business situation
- Generate data reports based on time, device, store, etc.
- Analysis of passenger flow peaks and valleys, reasonable staffing
- Capture the face image, identify and analyze the face image, and accurately count the multi-dimensional data of the customers.



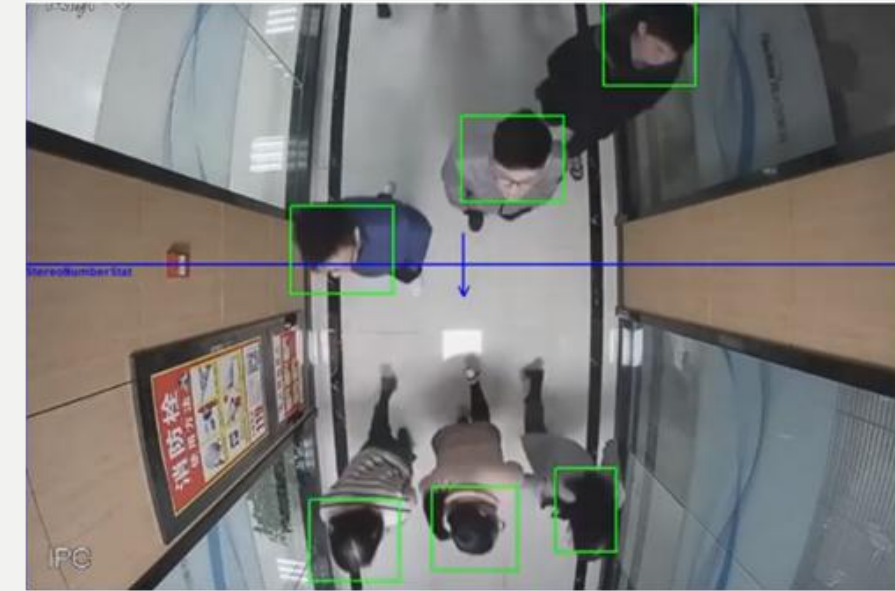
# Solution Comparison



Infrared



Overhead Stereo TOF



	Infrared	Overhead Mono Video	Overhead Stereo Video	Overhead TOF	WIFI/Bluetooth	Face based Counter
Obstruction	Partially	Work	Work	Work	Work	Work
Multiple counting simultaneously	Only Count Once	Work	Work	Work	Work	Work
Group Buyer	Not	Not	Not	Not	Not	Work
Lingering	Multiple Counting	Multiple Counting	Multiple Counting	Multiple Counting	Work	Work
People Counting	Work	Work	Work	Work	Only count people with WIFI/Bluetooth on	Work
Staff Filtering	No	No	No	No	No	Yes

# WyseTraffic

WyseTraffic is a leading traffic analytic platform to explore behaviour of vehicle, pedestrians and bikers and gain valuable data for traffic safety and design improvements.


Detect vehicle classes, vehicle moving direction, people's movement patterns, spot undesirable events and discover how your local active transportation evolves over time.







# WyseTraffic Application



Traffic Junction Analytics



Pedestrian Monitoring





# WyseSafety

Wyse-Safety is a cutting-edge safety platform designed to enhance workplace security by monitoring PPE compliance, controlling access areas, and enforcing vehicle pathways.

This solution detects safety protocol breaches, unauthorized access, and improper vehicle use, ensuring a secure and well-regulated environment. Elevate your safety standards with Wyse-Safety.

---

# Problems

**94 ppl**

- Daily workplace injuries amount to an average of 94.
- These incidents occur during working hours.
- Based on the annual safety report by DOSH 2022.

**RM 500k**

- Fines can reach up to 500,000 ringgit.
- Offenders can face imprisonment for up to two years.
- The penalties are outlined in the Occupational Safety and Health (Amendment) Act A1648, 2022.

**49,495 cases**

- More than 49,495 cases were reported under DOSH by 2022.
  - Total fines of more than 5.7 million are reported by DOSH by 2022.
  - Safety regulation compliance remains a challenge in this sector
-



---


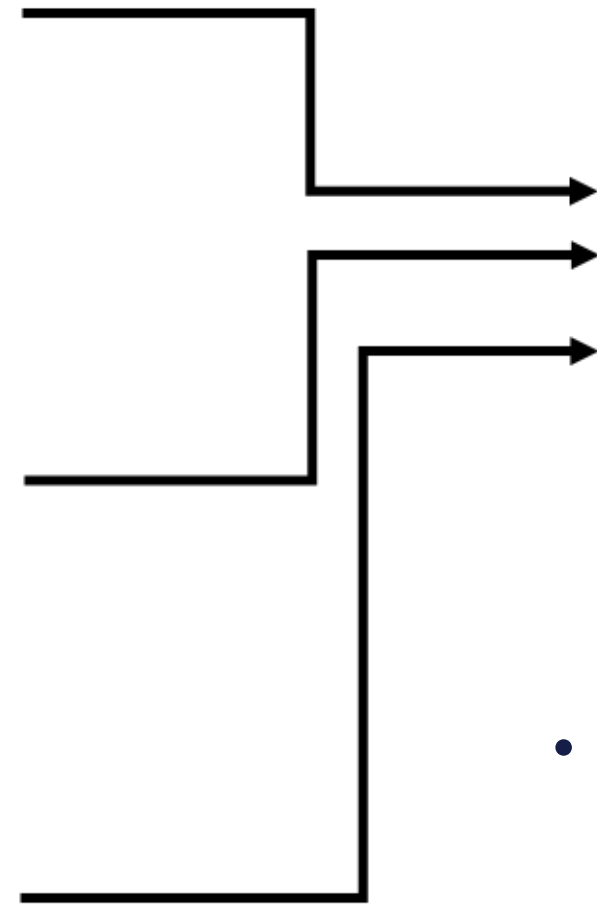



**93%**

**companies are interested in improving  
safety of the working environment**

- A safe working environment reduces the risk of accidents
- Fewer accidents will increase the outcomes



# How does WyseTime solve the problem



- Start with the existing security camera infrastructure

- Pick-n-Choose Vision Application you want to run at the Edge

- Dashboard Monitoring and real-time alarms through our web app

# WyseSafety



- **Personal Protective Equipment Detection (PPE)**
- **Safety Monitoring**
- **Real-time Alert**



# WyseSafety



- **Restricted Zone Monitoring**
- **Minimum Worker Zone Monitoring**
- **Safety Monitoring**
- **Real-time Alert**



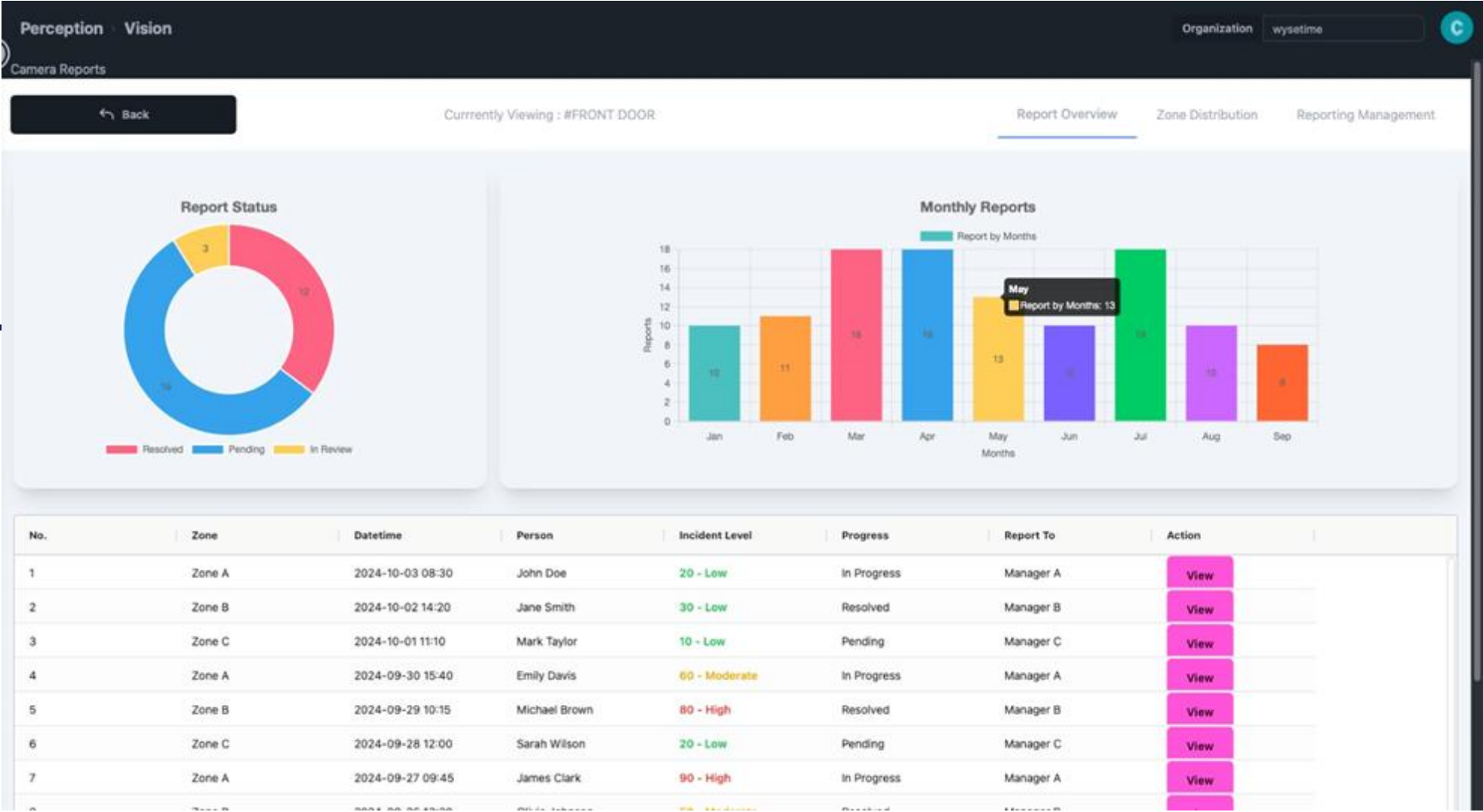
# WyseSafety



- **Station Occupancy Detection**
- **Near miss movement trajectory detection**
- **Suspended Loaded Monitoring**

# Customizable Platform

Violation  
Analytic



Activity  
Dashboard

Logs  
Tracker



---

# Benefits

## 24/7 Safety Monitoring

- Continuous surveillance to detect potential hazards.
- Automated monitoring of high-risk areas for worker safety.
- Real-time analytics to identify unsafe behaviors or conditions.

## Real-time Alert

- Instant notifications for detected safety violations.
- Automated alerts for emergency situations, like falls or fires.
- Integration with existing systems to trigger alarms or safety protocols.

## Safety Report Generation

- Comprehensive reports on safety incidents and near-misses.
  - Insights into safety trends for proactive risk management.
  - Customizable reports to meet regulatory compliance requirements.
-

# Value Proposition

---

**30%**

**Reduction in  
workplace  
accidents**

**20%**

**Improved  
regulatory  
compliance  
by over 20%,**

**15%**

**Led to a 15%  
increase in  
operational  
efficiency**

---

# WyseSafety Application



PPE Detection



Zone Control



# WyseSafety Application



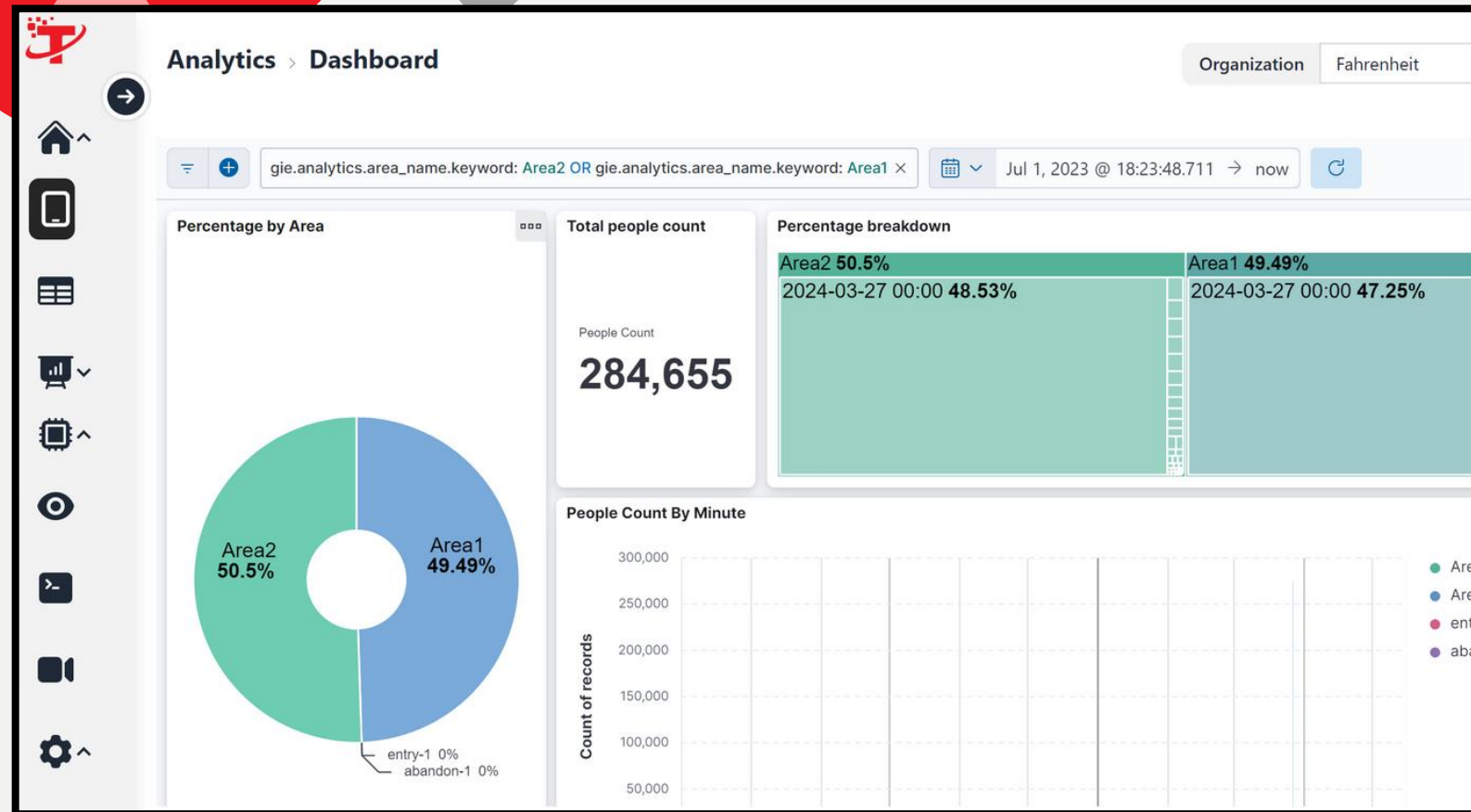
Occupancy Metrics



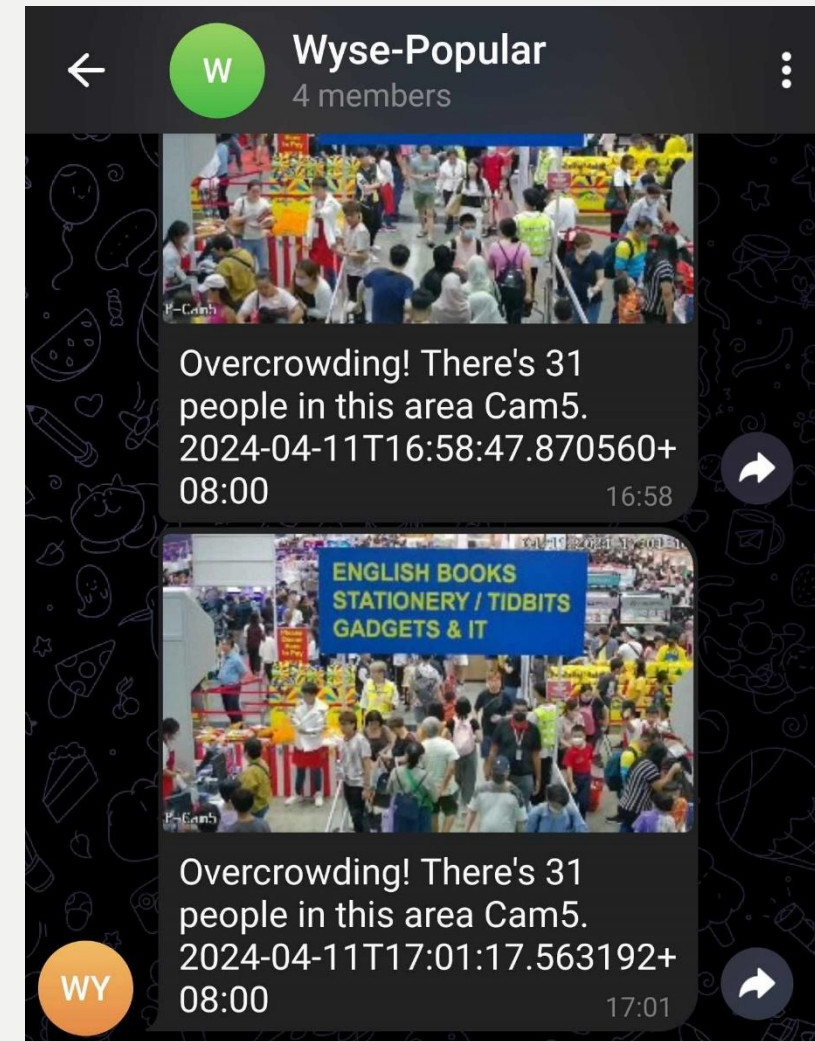
Smoke & Fire



# Application Scenario



Data Analytic Dashboard



Real-Time Alerts and Notifications

- Swiftly identify emerging risk patterns by filtering through different timelines and types of risks, proactively detecting and addressing potential escalations before they occur.
- Configure alerts and notifications through our web-app and stay in the loop with real-time notifications of events. Our cloud-based platform ensures easy access to video feeds, enabling seamless incident management and efficient response times.