

# YAVEON

## ProBatch 365 Manufacturing

---

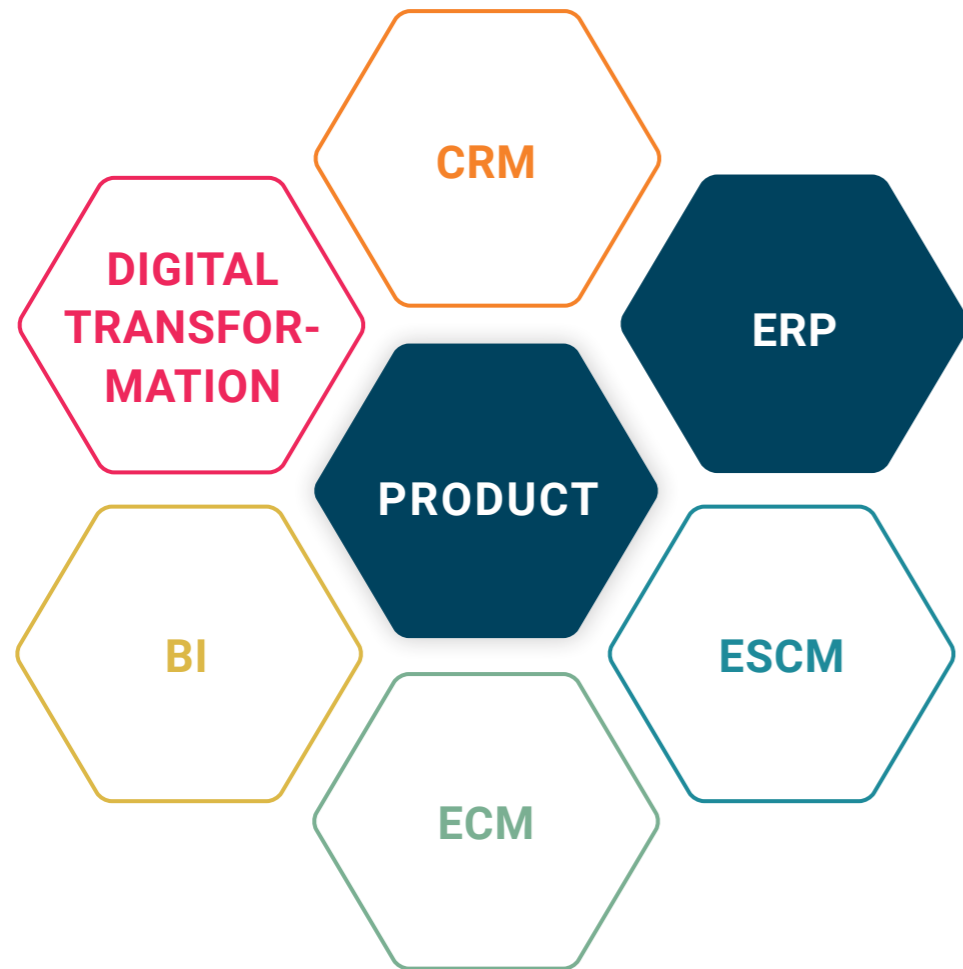
[WWW.YAVEON.COM](http://WWW.YAVEON.COM)



Microsoft  
Partner



## EVERYTHING AT A GLANCE



### BASIS

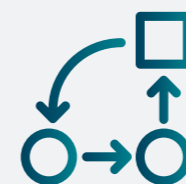
Microsoft Dynamics 365 Business Central

### COMPANY SIZE

Small and medium-sized companies

### INDUSTRIES

Chemicals, pharmaceuticals, biotechnology, cosmetics, food, medical technology



### AUTOMATION

Automated processes to reduce workload and errors while saving time.



### SAFETY

Manufacturing specifications ensure safe and convenient data processing.



### OVERVIEW

The Production Planning and Control Center displays all relevant information about every process step.

# HOW DOES THIS WORK EXACTLY? THE FEATURES

## Manufacturing specifications

Manufacturing Specifications link the bill of material with the routing for an item and guarantee safe and convenient data handling. It details the components, and their quantities, process steps, processing order, and the processing time for the manufacturing of a finished product on just one page.

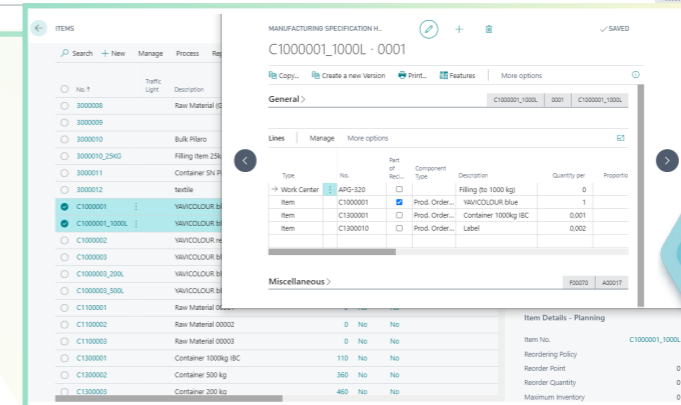
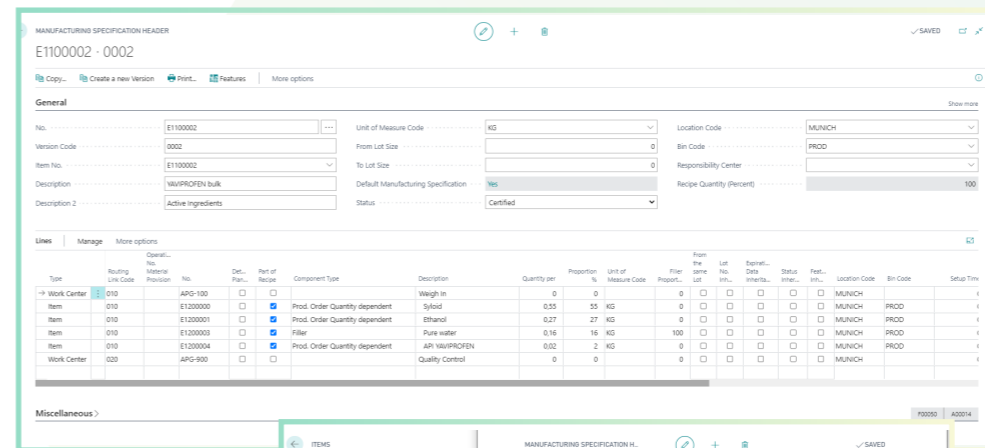
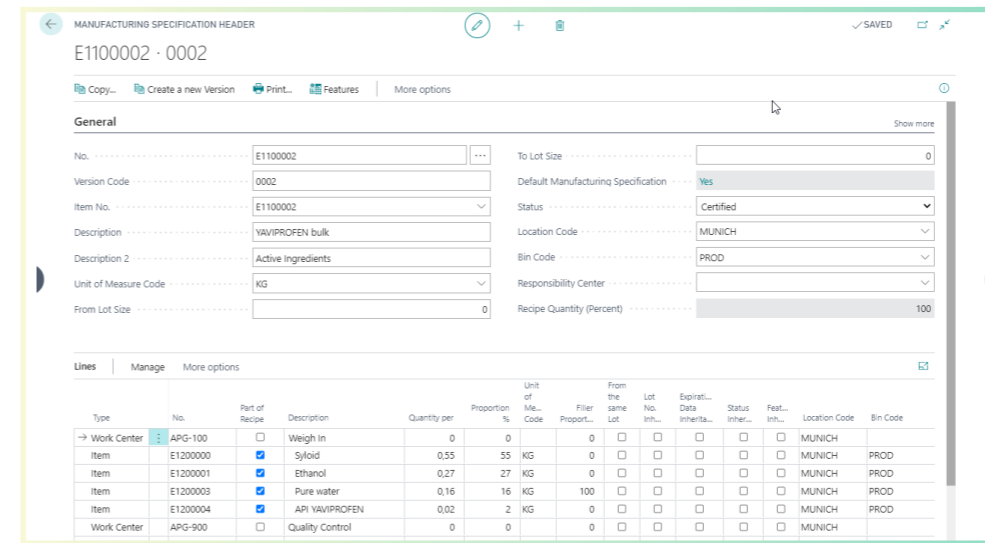
Lot data can also be defined, such as lot number, status, expiration date, or lot features to be passed on from the component to the finished product during production.

## Filling and Decanting

YAVEON ProBatch 365 Manufacturing facilitates filling items, i.e. when filling or decanting a bulk product into different container sizes. You can easily create filling items for a specific bulk product. You can set up templates to assign a unique number for filling items, and you can also define the data to be inherited from bulk item to filling item. Additionally, the system automatically generates the necessary manufacturing specification and then supports you in producing (filling or decanting) the items.

## Output Tolerances

In the context of the actual report of the finished products, the quantity deviation can be simplified by defining permissible tolerances for over- and underproduction.



# HOW DOES THIS WORK EXACTLY? THE FEATURES

No. T	Name	23.01.21	24.01.21	25.01.21	26.01.21	27.01.21	28.01.21	29.01.21	30.01.21	31.01.21	01.02.21
→ APG-100	Weigh in	0%	0%	12,5%	12,5%	12,5%	0%	0%	0%	0%	0%
APG-150	Material Provision	0%	0%	6,3%	6,3%	6,3%	0%	0%	0%	0%	0%
APG-200	Mixing	0%	0%	100%	100%	100%	12,5%	0%	0%	0%	0%
APG-210	Mixing (Subcontracting)	0%	0%	0%	0%	0%	0%	0%	0%	0%	0%
APG-300	Filling (to 200 kg)	0%	0%	0%	0%	0%	0%	0%	0%	0%	0%
APG-310	Filling (to 500 kg)	0%	0%	0%	0%	0%	0%	0%	0%	0%	0%
APG-320	Filling (to 1000 kg)	0%	0%	21,5%	0%	0%	0%	0%	0%	0%	0%
APG-400	Tablet Press	0%	0%	0%	0%	0%	0%	0%	0%	0%	0%
APG-500	Blistering	0%	0%	0%	0%	0%	0%	0%	0%	0%	0%
APG-600	Confectioning	0%	0%	0%	0%	0%	0%	0%	0%	0%	0%
APG-700	Packaging	0%	0%	0%	0%	0%	0%	0%	0%	0%	0%
APG-800	Labeling	0%	0%	0%	0%	0%	0%	0%	0%	0%	0%
APG-900	Quality Control	0%	0%	18,8%	18,8%	18,8%	18,8%	0%	0%	0%	0%

PRODUCTION ORDER DETAILED PLANNING (CHART)  
Work Center · APG-200

General  
View by: Day, Overload over %: 90, View as: Net Change, Avail.-Filter: All, Critical over %: 100

Type T	No. T	Name	23.01.21	24.01.21	25.01.21	26.01.21	27.01.21	28.01.21	29.01.21	30.01.21	31.01.21
Work Center	→ APG-200	Mixing	0%	0%	100%	100%	100%	12,5%	0%	0%	0%
Work Center	APG-210	Mixing (Subcontracting)	0%	0%	0%	0%	0%	0%	0%	0%	0%
Work Center	APG-300	Filling (to 200 kg)	0%	0%	0%	0%	0%	0%	0%	0%	0%
Work Center	APG-310	Filling (to 500 kg)	0%	0%	0%	0%	0%	0%	0%	0%	0%

Det. Plan.	Mer.	Traffic Light	Status	Prod. Order No.	Item No.	Ma. Item Grp. Code	Description	Des. 2	Location Code	Bin Code	Quantity	Finished Quantity	Re C
→			Released	FA000580	C1000001		YAVICOLOUR blue		MUNICH		1.000	0	
			Firm Planned	FA000577	C1000001		YAVICOLOUR blue		MUNICH		1.000	0	
			Firm Planned	FA000578	C1000002		YAVICOLOUR red		MUNICH		2.000	0	
			Firm Planned	FA000579	C1000003		YAVICOLOUR black		MUNICH		1.000	0	

## Merge and Split, Move Production Orders

During production preparation, additional functions have been added to merge or split orders or move them manually.

## Detail Planning

The sequence planning and a setup time matrix can be used to reschedule the production program in the event of a bottleneck. An algorithm for optimization assists the planning process and can be freely defined by the user.

## Production Planning

The Production Planning and Control Center displays all relevant information about every process step.

## Active ingredient management

Characteristics can be used in the Manufacturing Specification to calculate the feature value. The values can be determined using formulas in just a few steps.

In the Production Order, Active Ingredient Management adjusts the quantities of the active ingredient and all fillers according to the actual potency values of a lot. If the raw ingredient is of a higher quality than required in the recipe, the quantity can be reduced. Or, alternatively, it may be necessary to use more of an ingredient than stated in the recipe because the lot features are inferior.

# THE YAVEON PROBATCH 365 BASE APP

That all sounds excellent.

But wasn't there something about a surprise?

That's right, the **YAVEON Base app:**

It is more than a base. It is your foundation.

## Set up traffic light rules for tables

Red, yellow, green - we all know the traffic light principle. In the Base app, the colors make your life easier by acting as a visual reinforcement.

Define traffic light rules that change the colors based on values. For example, you can specify that fully delivered sales orders are indicated in green, while undelivered orders are indicated in red.

Select the rules in the list view to highlight records.

You can set up the traffic light rules for the following tables:

- Items
- Vendors
- Customers
- Inventory Summary
- Purchase Lines
- Sales Lines

## Set up extended texts

Whether for master data or purchase and sales documents: Define extended texts for accounts payable, customers, G/L accounts, items, and resources. You want an automatic transfer to purchase and sales documents? No problem. Discover even more benefits by using extended texts in other YAVEON apps, for example, Research and Development, Warehouse Management, Sales & Purchase, and Quality Assurance.

## Set up master data features

Assign features with a specific value to an item. You can also set up features whose value is calculated via a formula based on the values of other features.

Do you want to search for items with specific features? Just use the feature search. You can filter an item list so that only the items that match the criterion are displayed.

For even more benefits, combine the function with other YAVEON apps, for example, Quality Assurance and Manufacturing.

No. 1	Description	Target Value	Unit of Measure Code	Data Type	Feature Type	Calcu... Feature	Calculation Formula
DETEX	detex		GR/10000M	Decimal	MA001		
F000001	Labeling	OK		Option	MA017		
F000002	Packaging	OK		Option	MA017		
F000003	Certificate	ATTACHED		Option	MA017		
F000004	Shipping Note	ATTACHED		Option	MA017		
F000005	Content of active ingre...	%		Decimal	MA002		
F000006	PH-Value	+7.0		Decimal	MA015		
F000007	Salt Content	4.00	%	Decimal	MA003		
F000008	Methanol	%		Decimal	MA015		
F000009	Optical rotation	0.0		Decimal	MA002		
F000010	Energy kj		KJ	Decimal	MA014		F000011+
F000011	Fat		GR	Decimal	MA009		
F000012	Sugar		GR	Decimal	MA010		
F000013	Ethanol		GR	Decimal	MA015		
F000014	Colour			Option	MA016		
F000015	API YAVIPROFEN		MG	Decimal	MA002		
F000016	Air pressure measur...		BAR	Decimal	MA020		
F000017	Zero Setting		GR	Decimal	MA020		
F000018	10g		GR	Decimal	MA020		
F000019	100g		GR	Decimal	MA020		

ProBatch 365 Base Corporate Design Document Setup

Actions

**General**

Default Language: ENG  
 No copy Data run:   
 Default Date Format: 304  
 Line No divisor for POS:   
 Example for default d...: 19. May 2021  
 Proforma Invoice No.: Order No

**Report Print Details**

Print Logo:   
 Logo alignment in do...: Right  
 Length of Description: 0  
 Print Return Address:   
 Print Description 2:   
 Print Footer:   
 Print Assembly Comp...:   
 Footer height - maxi...: 0  
 Print Tracking Inform...:   
 Doc. No. to Documen...:   
 PB365 Extended Texts:   
 Print Page Transfer S...:   
 INSERT EMPTY LINE AFTER LINE TYPE  
 Standard texts [Attac...:   
 Remove Empty Lines ...:   
 Empty/Comment:   
 Show Labels without ...:   
 Item:   
 Show Lines with Zero:



# THE YAVEON PROBATCH 365 BASE APP

## Set up a corporate design for your documents

Choose the layout that suits your company best and use it for diverse purchase, sales, and stock transfer documents.

Do you need the edited document in another language? No problem. Simply choose from the languages assigned to the labels for fields and columns and add document and field names. With one click, the finished document is ready.

To add information, choose which columns and fields to print on the document.

If you don't like the order of the columns, just change them according to your preference.

For even more benefits, extend the function for other YAVEON apps, for example, Trade, Hazardous Substances Management, Warehouse Management, Manufacturing, and Lot Management.

## Get an overview with the inventory summary

With the Inventory Summary, you always have an overview of the current inventory - sorted by item, batch, location, and storage space.

Would you like an up-to-date status report of your inventory? You've got it - because all of the information about your inventory is in one place and is automatically updated with every posting. It is your information center for warehouse managers, clerks, and production planners.

For even more benefits, add columns for other YAVEON apps, for example, Lot Management, Warehouse Management, Manufacturing, and Hazardous Substances Management.

## Extend the authorization management of Microsoft Dynamics 365 Business Central

Do you want to combine permission sets in the system and even be able to exclude certain rights? With Permission Set Management, this is possible.

Traf. Light	Item No.	Item Description	Lot No.	Serial No.	Location Code	Zone Code	Bin Code
●	E1200004	API YAVIPROFEN	LOT000081		BERLIN		
●	E1200004	API YAVIPROFEN	LOT000103		MUNICH	RECEIVE	REC-01
●	E1200005	Instruction Leaflet	LOT000004		MUNICH	RM	RM-02-02-...
●	E1200005	Instruction Leaflet	LOT000004		MUNICH	RM	RM-02-02-...
●	E1200005	Instruction Leaflet	LOT000004		MUNICH	RM	RM-02-02-...
●	E1200005	Instruction Leaflet	LOT000004		MUNICH	RM	RM-02-02-...
●	E1200005	Instruction Leaflet	LOT000004		MUNICH	RM	RM-02-02-...
●	E1200005	Instruction Leaflet	LOT000004		MUNICH	RM	RM-02-02-...
●	E1200005	Instruction Leaflet	LOT000018		MUNICH	RM	RM-02-02-...
●	E1200005	Instruction Leaflet	LOT000054		BERLIN		
●	E1200005	Instruction Leaflet	LOT000096		MUNICH	RECEIVE	REC-01
●	E1300000	YAVINIGHT 50ml	2020703		MUNICH	SHELF	SH-01-01-02
●	E1300000	YAVINIGHT 50ml	LOT-0069		MUNICH	PICK	KO-02-08-01
●	E1300000	YAVINIGHT 50ml	LOT-0072		UTRECHT		
●	E1300000	YAVINIGHT 50ml	LOT-0073		BERLIN		
●	E1300000	YAVINIGHT 50ml	LOT-0074		BERLIN		
●	E1300001	YAVI Bears	LOT000021		MUNICH	PICK	KO-02-08-01
●	E1300001	YAVI Bears	LOT000028		UTRECHT		

Role ID ↑	Name
BASE_ACCESS_TRAINING	Ergänzung zu SuperData
PB365 LM QP	PB Qualified Person
PB365 LM QS	PB Quality Supervisor
SAL-REP	Sales Representative
YAV-SUPER-DATA	YAVEON Super Data

Assigned Role ID ↑	Restrict Permissions	Scope ↑
D365 BASIC	<input type="checkbox"/>	System
D365 SALES DOC. EDIT	<input type="checkbox"/>	System
D365 SALES DOC. POST	<input type="checkbox"/>	System
RM-CONT	<input type="checkbox"/>	System
D365 VENDOR, EDIT	<input checked="" type="checkbox"/>	System

## YAVEON GERMANY

–

Schweinfurter Str. 9

97080 Wuerzburg

Phone.: +(49) 931 46 555-0

& +(49) 151 29252990

info@yaveon.com

## YAVEON SWITZERLAND

–

Saegereistr. 27

CH-8152 Glattbrugg

Phone.: +(41) 44 874 80 80

info@yaveon.ch