





~ Transform your work management ~

Introducing



Agenda

- What is a work management software?
- What is our approach to work management?
- How is Zoho Tables different?
- Who is the ideal user of Zoho Tables?
- Feature Highlights | Demo
- Feature Roadmap
- Q&A


What is a
**Work Management
Software?**

What is a **Work Management Software**?

- ❖ Streamlined and automated processes
- ❖ Contextual collaboration
- ❖ Structured and organized work data

Our Approach to Work Management

Data management
is at the core of our
approach to work
management.



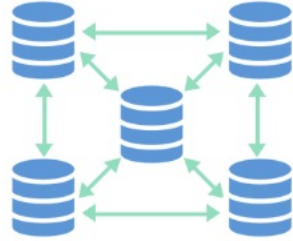
Tables data flow

20+ FIELD TYPES

FEED YOUR DATA



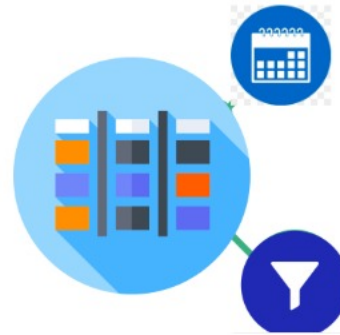
ORGANIZE YOUR DATA



AUTOMATE BEHAVIORS

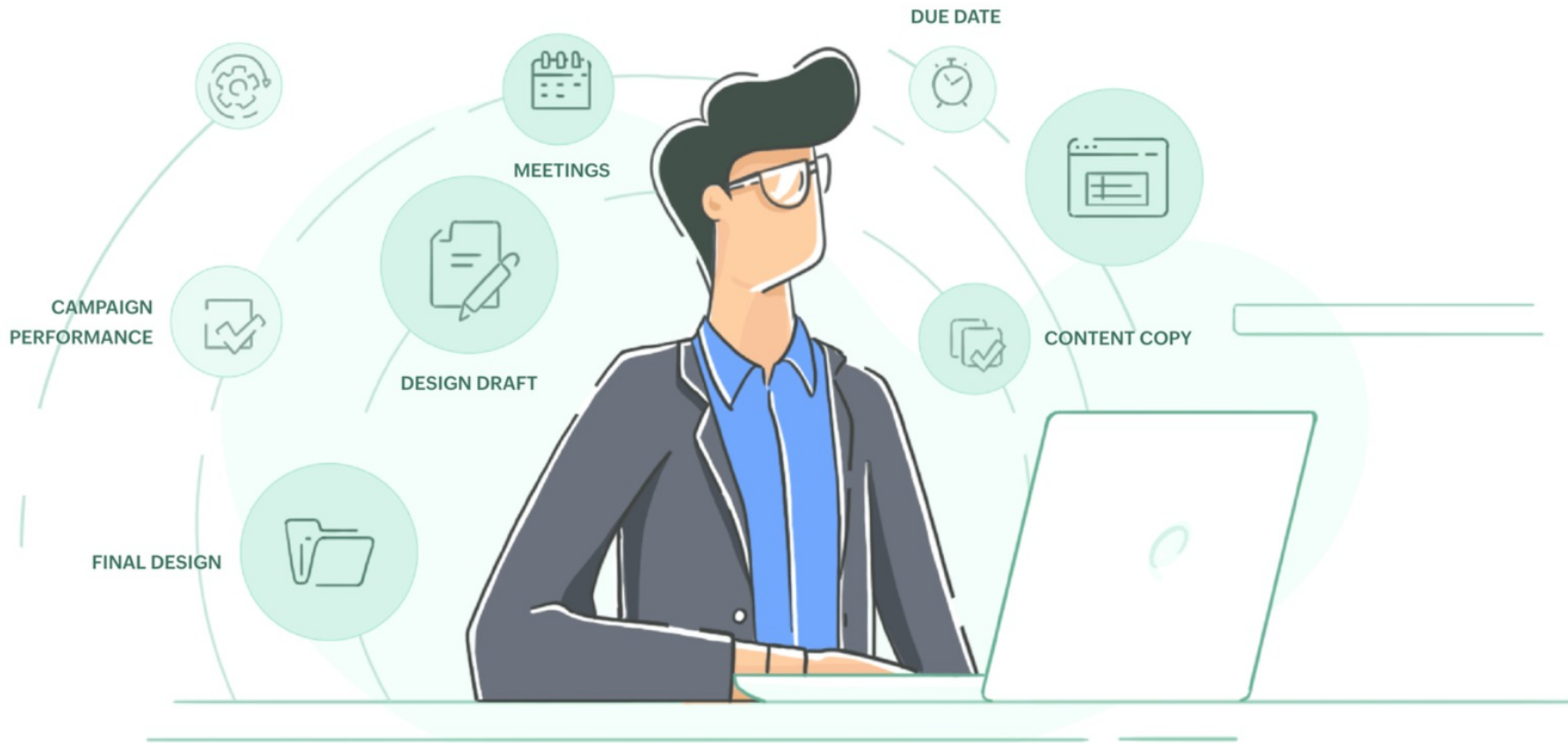


VIEW YOUR DATA




COLLABORATE IN REAL-TIME





Limitations in a Spreadsheet?









- Single Shared View
- No Interactive Interface
- No two-way relationship between sheets
- Vulnerable to costly human errors
- Manual process



	A	B	C	D	E	F	G	H	I
1	Student ID	First name	Last name	Major	Photo	Email	DOB	Graduation year	Club
2	1001	Leonard	Steven	Marketing	url@example.com	leo@example.com	14 Aug 2002	2023	Sanctity
3	1002	Harry	Fernando	Operations	url@example.com	harry@example.com	04 Dec 2002	2023	Sanctity
4	1003	Edwardo	Martin	HR	url@example.com	edwardo@example.com	09 Oct 2002	2023	Morality
5	1004	Alvero	Pagino	Marketing	url@example.com	alvero@example.com	14 May 2002	2023	Sincerity
6	1005	Anne	Bornville	Science	url@example.com	anne@example.com	15 May 2002	2023	Morality
7	1006	Lisa	Fannie	HR	url@example.com	lisa@example.com	22 Aug 2002	2023	Sanctity
8	1007	Kate	Rodrigues	Supply Chain Management	url@example.com	kate@example.com	22 Nov 2002	2023	Sincerity
9	1008	Jane	Reece	International Business	url@example.com	jane@example.com	19 Sep 2002	2023	Morality
10									
11									
12									
13									
14									
15									
16									
17									
18									









	Student ID	First Name	Photo	Grade	Major	Email	DOB	Link to Club	Link to Faculties
1	1001	Leonard		A	Marketing	leo@example.com	August 13, 2002	Sanctity	Tonny Steve Lilly George
2	1002	Harry		A+	Operations	harry@example.com	December 3, 2002	Sanctity	David Cooper
3	1003	Edwardo		A	HR	edwardo@example.com	October 8, 2002	Morality	Howard Jackson
4	1004	Alvero		B+	Marketing	alvero@example.com	May 13, 2002	Sincerity	Tonny Steve Lilly George
5	1005	Anne		B	International Biz	anne@example.com	May 14, 2002	Morality	Howie Stevensen
6	1006	Lisa		A+	Finance	lisa@example.com	August 21, 2002	Sanctity	Laya Frankenson

Why not **Database**?



- Complex Interface
- Writing Endless Queries
- Sensitive Structure
- No Restricted View Sharing
- Dedicated DB Administrator

How is
Zoho Tables
different?

	Student ID	First Name	Photo	Grade	Major	Email	DOB	Link to Club	Link to Faculties
1	1001	Leonard		A	Marketing	leo@example.com	August 13, 2002	Sanctity	Tonny Steve Lilly George
2	1002	Harry		A+	Operations	harry@example.com	December 3, 2002	Sanctity	David Cooper
3	1003	Edwardo		A	HR	edwardo@example.com	October 8, 2002	Morality	Howard Jackson
4	1004	Alvero		B+	Marketing	alvero@example.com	May 13, 2002	Sincerity	Tonny Steve Lilly George
5	1005	Anne		B	International Biz	anne@example.com	May 14, 2002	Morality	Howie Stevensen
6	1006	Lisa		A+	Finance	lisa@example.com	August 21, 2002	Sanctity	Laya Frankenson

Who is the
Ideal user of
Zoho Tables?

LEVEL 1

No centralized application



LEVEL 2

Use a Spreadsheet



LEVEL 3

Under-utilize sophisticated software



What is **Zoho Tables**?

Zoho Tables is an easy-to-use, work management tool that helps

- Plan and track work efficiently
- Organize and visualize data
- Collaborate contextually
- Streamline workflows.

Zoho Tables

Feature Highlights

Break work into tasks and assign them to your team

The screenshot displays the Tables app interface for a 'Campaign Management' workspace. The top navigation bar includes the 'Tables' logo, the workspace name 'Campaign Management', a search bar, and a 'Share' button with '99+' users. Below this is a secondary navigation bar with tabs for 'Work', 'Teams', 'Marketing Spend', 'SM Creatives', 'Event Calendar', and 'Content Calendar'. A 'Log' and 'Automation' button are also present. The main interface features a toolbar with options for 'Views', 'Grid', 'Sort', 'Filter', 'Record Height', 'Color', 'Manage Fields', and '+ Add Record'. The table below has six columns: 'Tasks', 'Marketing DRI', 'Attachment', 'Status', and 'Due Date'. The first column contains a checkbox and a task icon. The rows are numbered 1 through 8.

<input type="checkbox"/>	Tasks	Marketing DRI	Attachment	Status	Due Date
1					
2					
3					
4					
5					
6					
7					
8					

Contextually collaborate in real-time

Tables Campaign Management

Search Share 99+ Log Automation

Work Teams Marketing Spend SM Creatives Event Calendar Content Calendar +

Views + Grid Sort Filter Record Height Color Manage Fields + Add Record

	Tasks	Marketing DRI	Attachment	Status	Due Date
1	Product Guide Ebook	Olivia Stevens			
2	Teaser Video	Hazen Marsh			
3	Social Media Promotion	Railey Lawson			
4	Email Nurture Campaign	Justin Torres			
5	Webinar Hosting	Kate Edwards			
6	Webinar Creation	Eva Helms			
7	Launch Press Release	Olivia Stevens			
8	Regional Campaigns	Lawrence Terry			

Store any kind of work data, structure, and organize them

The screenshot displays the Tables application interface for a 'Campaign Management' table. The interface includes a top navigation bar with the 'Tables' logo, a search bar, and a 'Share' button. Below the navigation bar is a breadcrumb trail with tabs for 'Work', 'Teams', 'Marketing Spend', 'SM Creatives', 'Event Calendar', and 'Content Calendar'. A secondary toolbar contains options for 'Views', 'Grid', 'Sort', 'Filter', 'Record Height', 'Color', 'Manage Fields', and '+ Add Record'. The main table has five columns: 'Tasks', 'Marketing DRI', 'Attachment', 'Status', and 'Due Date'. The 'Attachment' column for the first row is highlighted with a green box, showing a plus sign and a refresh icon. A mouse cursor is pointing at the plus sign.

	Tasks	Marketing DRI	Attachment	Status	Due Date
1	Product Guide Ebook	Olivia Stevens			
2	Teaser Video	Hazen Marsh			
3	Social Media Promotion	Railey Lawson			
4	Email Nurture Campaign	Justin Torres			
5	Webinar Hosting	Kate Edwards			
6	Webinar Creation	Eva Helms			
7	Launch Press Release	Olivia Stevens			
8	Regional Campaigns	Lawrence Terry			

See your work in a whole new light

Tables Campaign Management

Search Share 99+ Log Automation

Work Teams Marketing Spend SM Creatives Event Calendar Content Calendar +

Views + Grid Sort Filter Record Height Color Manage Fields + Add Record

	Tasks	Status	Due Date	Top priority	Feedback
1	Product Guide Ebook	Completed	April 10, 2024	🚩	
2	Teaser Video	Completed	April 19, 2024	🚩	
3	Social Media Promotion	Pending Approval	April 20, 2024	🚩	Adjust color scheme
4	Email Nurture Campaign	Completed	April 25, 2024	🚩	
5	Webinar Hosting	In Progress	April 28, 2024	🚩	Resize images
6	Webinar Creation	In Progress	May 16, 2024	🚩	Technical testing
7	Launch Press Release	Completed	May 14, 2024	🚩	
8	Regional Campaigns	Yet To Start	May 12, 2024	🚩	

Create smart relationships between tables

The screenshot shows the Tables application interface. At the top, there is a navigation bar with the 'Tables' logo, the current workspace 'Campaign Management', a search bar, and a share button with '99+' views. Below the navigation bar is a breadcrumb trail: 'Work' > 'Teams' > 'Marketing Spend' > 'SM Creatives' > 'Event Calendar' > 'Content Calendar'. The main toolbar includes 'Views' (set to 'Grid'), 'Sort', 'Filter', 'Record Height', 'Color', 'Manage Fields', and '+ Add Record'. The table below has four columns: an ID column, 'Tasks', 'Top priority', and 'Feedback'. The 'Tasks' column contains items like 'Product Guide Ebook', 'Teaser Video', 'Social Media Promotion', 'Email Nurture Campaign', 'Webinar Hosting', 'Webinar Creation', 'Launch Press Release', and 'Regional Campaigns'. The 'Top priority' column uses red and grey flags to indicate priority levels. The 'Feedback' column contains specific tasks like 'Adjust color scheme', 'Resize images', and 'Technical testing'. A mouse cursor is hovering over a '+' icon in the right margin of the table.

	Tasks	Top priority	Feedback
1	Product Guide Ebook	Red flag	
2	Teaser Video	Grey flag	
3	Social Media Promotion	Red flag	Adjust color scheme
4	Email Nurture Campaign	Grey flag	
5	Webinar Hosting	Red flag	Resize images
6	Webinar Creation	Red flag	Technical testing
7	Launch Press Release	Grey flag	
8	Regional Campaigns	Grey flag	

Automate your workflows in a snap

Tables Campaign Management

Search Share 99+ Log Automation

Work Teams Marketing Spend SM Creatives Event Calendar Content Calendar +

Views + Grid Sort Filter Record Height Color Manage Fields + Add Record


	Tasks	Top priority	Feedback	Support Required
1	Product Guide Ebook			Brand Marketing
2	Teaser Video			Video Team
3	Social Media Promotion		Adjust color scheme	Creative Team Events Marketing
4	Email Nurture Campaign			Creative Team
5	Webinar Hosting		Resize images	Events Marketing
6	Webinar Creation		Technical testing	Creative Team
7	Launch Press Release			Corporate Communications Analyst Relations
8	Regional Campaigns			Regional Marketing

Import data from multiple sources

The screenshot shows the Tables application interface for 'Campaign Management'. The top navigation bar includes the Tables logo, the title 'Campaign Management', a search bar, and a share button with '99+' followers. Below the navigation bar, there are tabs for 'Work', 'Teams', 'Marketing Spend', 'SM Creatives', 'Event Calendar', and 'Content Calendar'. A '+' icon is visible next to the 'Content Calendar' tab. The main toolbar contains options for 'Views', 'Grid', 'Sort', 'Filter', 'Record Height', 'Color', 'Manage Fields', and '+ Add Record'. The table below has four columns: 'Tasks', 'Top priority', 'Feedback', and 'Support Required'. Each row represents a task with a number, a description, a priority flag, a feedback note, and one or more team assignments.

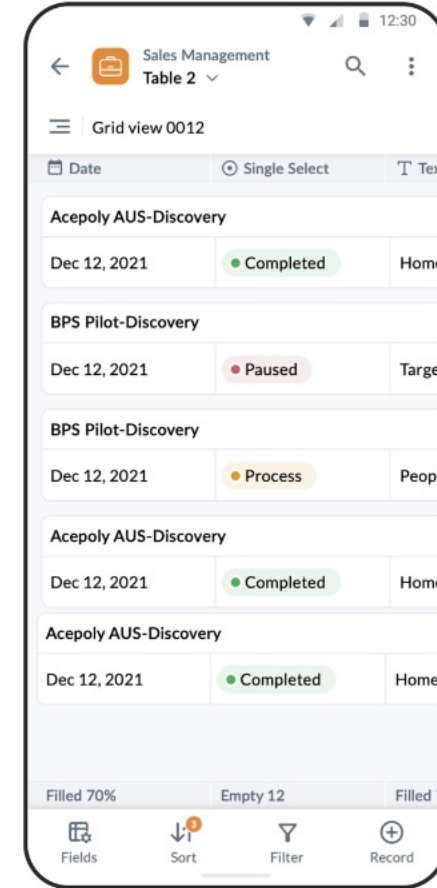
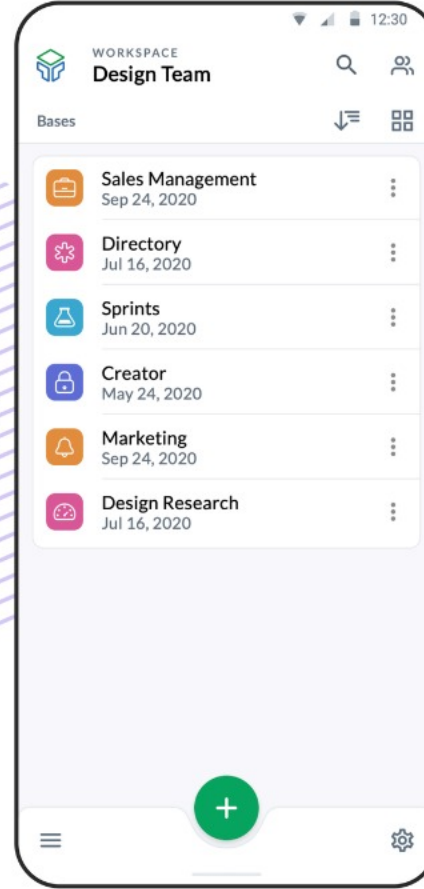
	Tasks	Top priority	Feedback	Support Required
1	Product Guide Ebook	🚩		Brand Marketing
2	Teaser Video	🚩		Video Team
3	Social Media Promotion	🚩	Adjust color scheme	Creative Team, Events Marketing
4	Email Nurture Campaign	🚩		Creative Team
5	Webinar Hosting	🚩	Resize images	Events Marketing
6	Webinar Creation	🚩	Technical testing	Creative Team
7	Launch Press Release	🚩		Corporate Communications, Analyst Relations
8	Regional Campaigns	🚩		Regional Marketing

Stay productive —
even when you're
on the go!






Mobile Application





Getting Started with **Zoho Tables**





Portal



Workspace



File/Base



Tables



Records



Fields

A personalized gateway
for your account



Tables Beta

MY PORTALS ADD PORTAL

Karter Discover Corp Created on Nov 28, 2022	FREE	Share icon	2+ users	+5	More options
Wacmel Corporation Created on Dec 20, 2022	FREE	Share icon	1 user		More options

SHARED WITH ME

Zylker Corporation ADMIN Created by Lawrence	FREE	Share icon	2 users	+18	More options
Julianne Tech Ltd. Created by Eva	FREE		3 users		More options





Portal



Workspace



Base



Tables

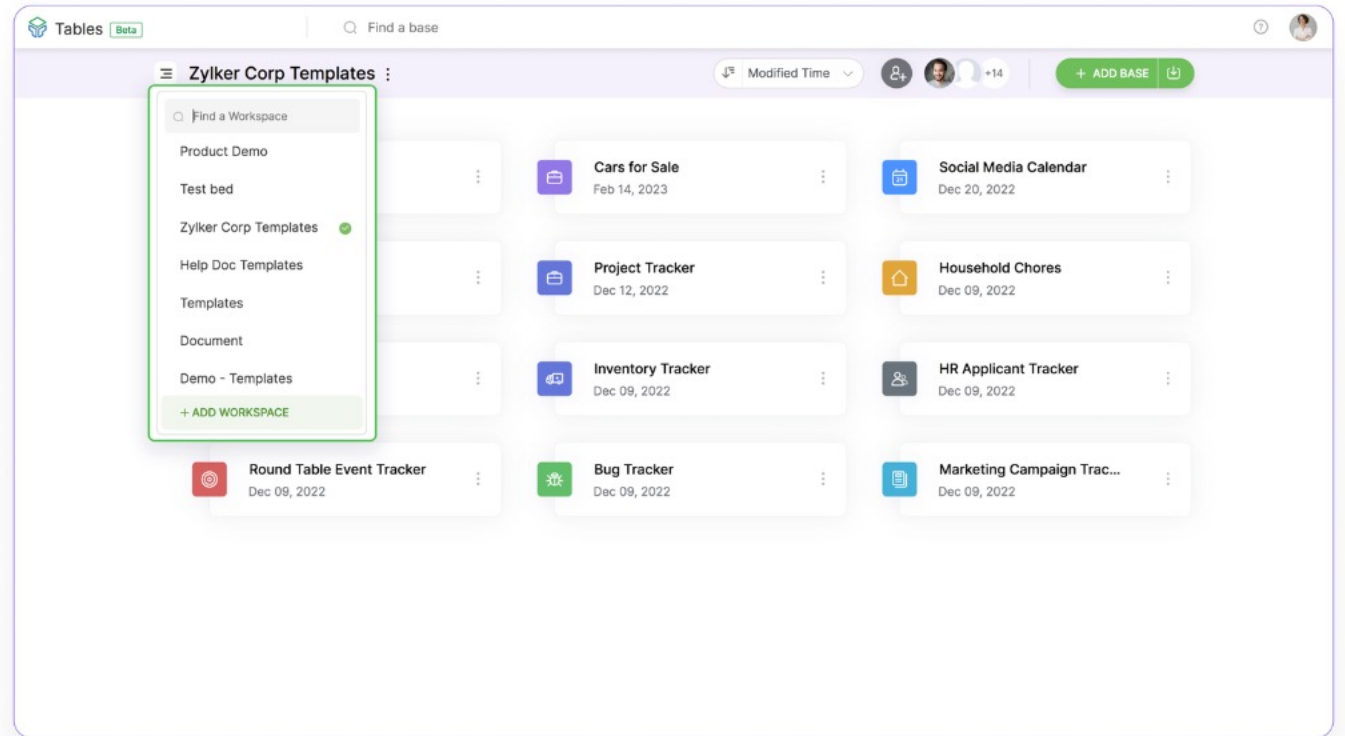


Records



Fields

A folder to **categorize all your related bases** in one place





Portal



Workspace



Base



Tables

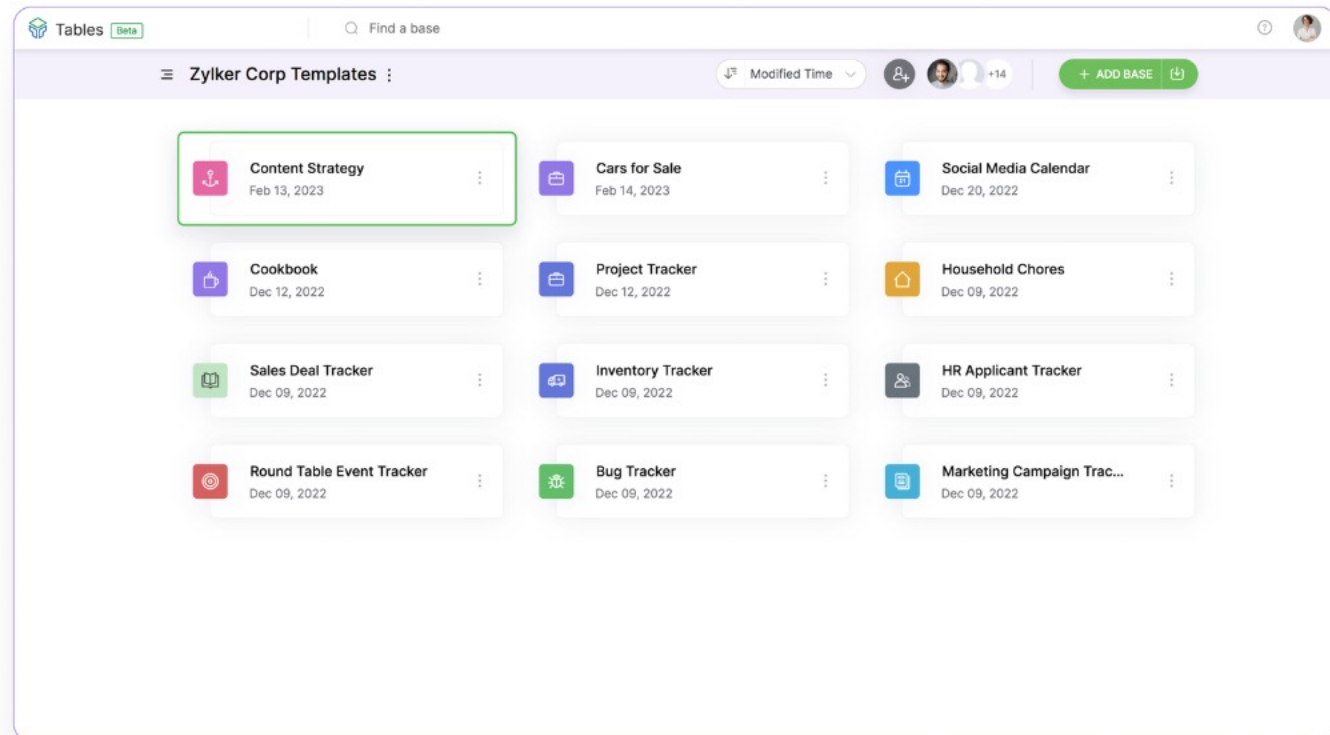


Records



Fields

A collection of tables
logically organized with all
the information required for a
specific task or workflow.





Portal



Workspace



Base



Tables



Records



Fields

It consists of **Records** and **Fields** that help to organize information within a base.

The screenshot shows the Zoho Tables interface for a table named "List of Cars". The table has 12 columns: Brand, Model, Images, Transmission, Fuel, Body Type, # No. of Owners, Insurance, # Kilometers, Price, and Finance Availability. There are 6 records displayed, each with a car image and various specifications.

	Brand	Model	Images	Transmission	Fuel	Body Type	# No. of Owners	Insurance	# Kilometers	Price	Finance Availability
1	Amaze Auto	LXI		Automatic	Petrol	Sedan	1	✓	20,798	\$17,940	✓
2	Motor Crew	XM		Automatic	EV	Sedan	1	✓	22,500	\$23,000	✓
3	Amaze Auto	VXi		Manual	Diesel	SUV	1	☐	48,374	\$45,000	✓
4	Retro Motors	Sports 1.1		Manual	Petrol	SUV	1	✓	27,397	\$43,840	✓
5	Wheelz	ZXi		Automatic	Diesel	Hatchback	1	✓	57,990	\$68,000	✓
6	Retro Motors	Turbo		Manual	Petrol	Sedan	1	✓	12,789	\$16,490	☐
7	Type here to create a record										

6 Records





Portal



Workspace



Base



Tables



Records



Fields

In a table holds information about a particular item on a list.

	Brand	Model	Images	Transmission	Fuel	Body Type	# No. of Owners	Insurance	# Kilometers	\$ Price	Finance Availability
1	Amaze Auto	LXi		Automatic	Petrol	Sedan	1	✓	20,798	\$ 17,940	✓
2	Motor Crew	XM		Automatic	EV	Sedan	1	✓	22,500	\$ 23,000	✓
3	Amaze Auto	VXi		Manual	Diesel	SUV	1	✓	48,374	\$ 45,000	✓
4	Retro Motors	Sports 1.1		Manual	Petrol	SUV	1	✓	27,397	\$ 43,840	✓
5	Wheelz	ZXi		Automatic	Diesel	Hatchback	1	✓	57,990	\$ 68,000	✓
6	Retro Motors	Turbo		Manual	Petrol	Sedan	1	✓	12,789	\$ 16,490	✓
7	Type here to create a record										





Portal



Workspace



Base



Tables



Records



Fields

Allows us to organize the details relevant to each record into a structured list.

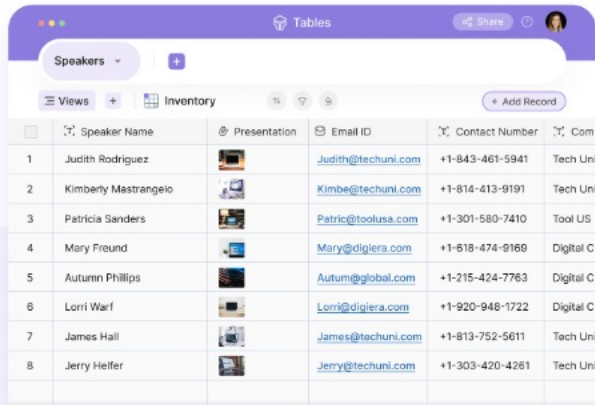
	Brand	Model	Images	Transmission	Fuel	Body Type	# No. of Owners	Insurance	# Kilometers	Price	Finance Availability
1	Amaze Auto	LXI		Automatic	Petrol	Sedan	1	<input checked="" type="checkbox"/>	20,798	\$ 17,940	<input checked="" type="checkbox"/>
2	Motor Crew	XM		Automatic	EV	Sedan	1	<input checked="" type="checkbox"/>	22,500	\$ 23,000	<input checked="" type="checkbox"/>
3	Amaze Auto	VXI		Manual	Diesel	SUV	1	<input type="checkbox"/>	48,374	\$ 45,000	<input checked="" type="checkbox"/>
4	Retro Motors	Sports 1.1		Manual	Petrol	SUV	1	<input checked="" type="checkbox"/>	27,397	\$ 43,840	<input checked="" type="checkbox"/>
5	Wheelz	ZXI		Automatic	Diesel	Hatchback	1	<input checked="" type="checkbox"/>	57,990	\$ 68,000	<input checked="" type="checkbox"/>
6	Retro Motors	Turbo		Manual	Petrol	Sedan	1	<input checked="" type="checkbox"/>	12,789	\$ 16,490	<input type="checkbox"/>
7	Type here to create a record										



DEMO

Diverse industries. Diverse needs. One solution

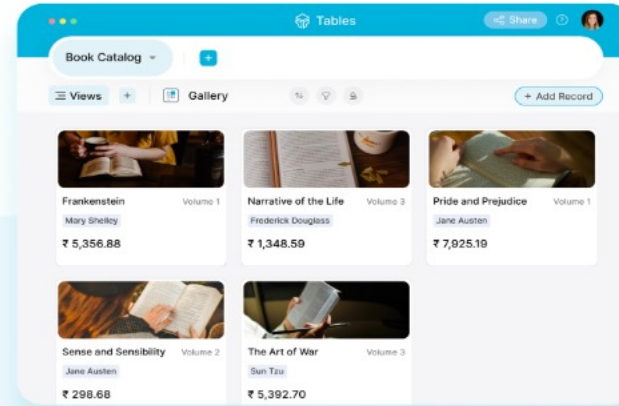
Tables for all - From managing your business to important aspect of your daily life.



The screenshot shows the 'Speakers' view in the Tables application. It features a table with columns for Speaker Name, Presentation, Email ID, Contact Number, and Company. There are 8 rows of speaker data.

	Speaker Name	Presentation	Email ID	Contact Number	Com
1	Judith Rodriguez		Judith@techuni.com	+1-843-461-5941	Tech Uni
2	Kimberly Mastrangelo		Kimbe@techuni.com	+1-814-413-9191	Tech Uni
3	Patricia Sanders		Patric@toolusa.com	+1-301-580-7410	Tool US
4	Mary Freund		Mary@digjera.com	+1-618-474-9160	Digital C
5	Autumn Phillips		Autum@global.com	+1-215-424-7763	Digital C
6	Lorri Warf		Lorri@digjera.com	+1-920-948-1722	Digital C
7	James Hall		James@techuni.com	+1-813-752-5611	Tech Uni
8	Jerry Helfer		Jerry@techuni.com	+1-303-420-4261	Tech Uni

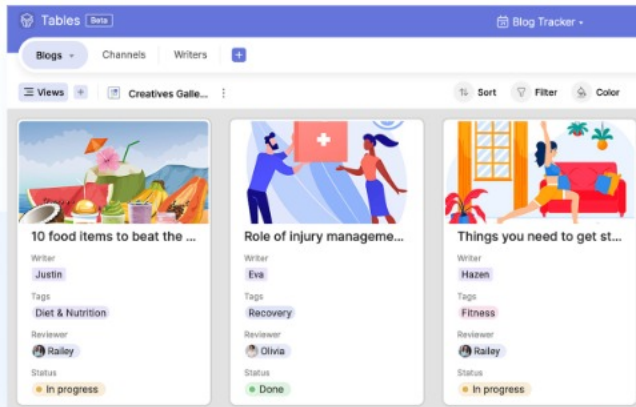
Event Management



The screenshot shows the 'Book Catalog' view in the Tables application. It displays a grid of book listings with cover images, titles, authors, and prices.

Book Title	Author	Volume	Price
Frankenstein	Mary Shelley	Volume 1	₹ 5,356.88
Narrative of the Life	Frederick Douglass	Volume 3	₹ 1,348.59
Pride and Prejudice	Jane Austen	Volume 1	₹ 7,925.19
Sense and Sensibility	Jane Austen	Volume 2	₹ 298.68
The Art of War	Sun Tzu	Volume 3	₹ 5,392.70

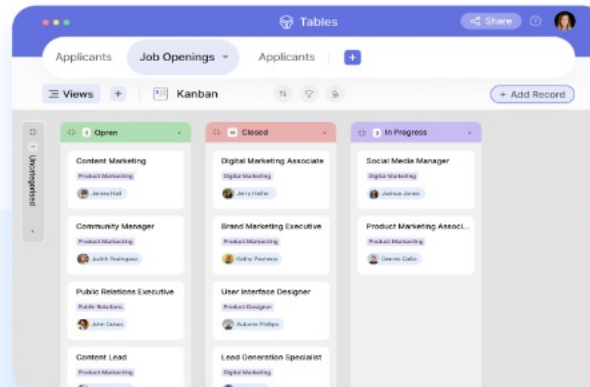
Book Catalog



The screenshot shows the 'Blog Tracker' view in the Tables application. It displays a grid of blog posts with cover images, titles, writers, tags, and status.

Blog Title	Writer	Tags	Status
10 food items to beat the ...	Justin	Diet & Nutrition	In progress
Role of injury manage...	Eva	Recovery	Done
Things you need to get st...	Hazen	Fitness	In progress

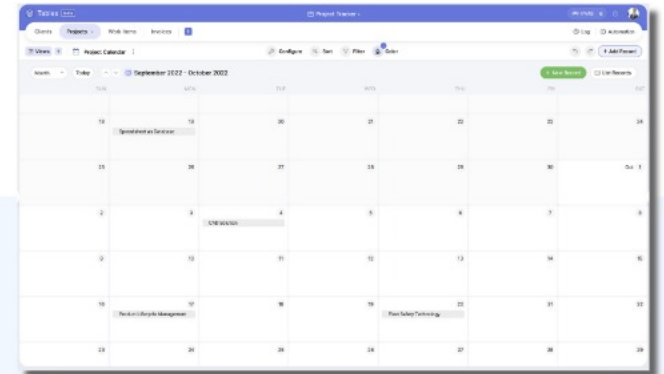
Blog Tracker



The screenshot shows the 'HR Applicant Tracker' view in the Tables application. It displays a Kanban board with columns for Open, Closed, and In Progress, containing job openings and applicant names.

Job Opening	Status	Applicant
Content Marketing	Open	John Smith
Community Manager	Open	Jane Doe
Public Relations Executive	Open	John Doe
Content Lead	Open	John Doe
Digital Marketing Associate	Closed	John Doe
Brand Marketing Executive	Closed	John Doe
User Interface Designer	Closed	John Doe
Lead Generation Specialist	Closed	John Doe
Social Media Manager	In Progress	John Doe
Product Marketing Associ...	In Progress	John Doe

HR Applicant Tracker



The screenshot shows the 'Project Calendar' view in the Tables application. It displays a Gantt chart for a project, showing tasks and their durations over time.

Task	Start Date	End Date	Status
Project Kick-off	2023-09-01	2023-09-05	Completed
Requirements Gathering	2023-09-06	2023-09-15	In Progress
Design & Development	2023-09-16	2023-10-15	Not Started
Testing & Deployment	2023-10-16	2023-10-31	Not Started

Project Calendar

How to **access**?

1. Go to **zoho.com/tables**
2. If you're a Zoho One user, then you can request access.

Our **early adopters** love Zoho Tables!



Zoho Tables is like a spreadsheet on steroids, saving time by establishing relationships across datasets and automating repeated tasks.



Andy Etcheto
CEO - BLUNGO



The most adaptable and user-friendly solution for managing any type of job requirement is, without a doubt, Zoho Tables. It blends lovely simplicity with strong functionality that provides its users with countless opportunities.



Eduardo Beracasa
CEO - Proactivo Digital



Zoho Tables' intuitive interface and powerful integrations enable seamless task management, fostering collaboration. Tables is transforming our team's workflow each day.



Jill Costelow
Co-CEO - Covenant Group

Feature Roadmap - Short term

Field Types

- Content generation

Collaboration

- View Share with Updated Roles
- Interface

View Types & Configuration

- **Group By** in Grid View
(Record grouping)

Automation

- Scheduled Automations

Periodic alerts

Date-based alerts

Integration

- Zoho Ecosystem:
Creator (Export)
Zoho Sheets (Import)
CRM (Import)
Webhooks

Feature Roadmap - Long term

Field Types

- Button
- Signature
- Barcode
- QR
- Charts
- Content generation
- Language Translation

View Types & Configuration

- Timeline
- Map
- Kanban & Calendar view types in the mobile apps
- Calendar - Agenda/Daily, Week Views

Automation

- Periodic alerts
- Date-based alerts

Data Structuring

- AI Assistant
- Version History
- Design Mode/Base Schema

Integration

- Airtable



hello@zohotables.com

Thank You!